



Workgroup Request

Motion from 5/11/18 Workgroup Meeting:

MOTION: Peter Kallio moved, seconded by Timothy Westlake, to request that PDMP staff generate reports containing the following data:

1. Number of patients with over 300 MMEs per day
2. Number of patients with over 300 MMEs with benzodiazepines per day
3. Identifying the practitioners prescribing to patients in bullets 1 & 2
4. Practitioners with the highest total MMEs monthly
5. Pharmacies associated with dispensing to patients identified in bullets 1, 2 & 4
6. Patients with highest MMEs and identifying the prescribers
7. Practitioner by profession containing number of patients, number of prescriptions, and total doses, identifying practitioners who are 2 standard deviations in 2 of 3 categories
8. Prescribers who are not checking PDMP
9. Pharmacies who are not submitting data to PDMP

Motion carried unanimously.



Overview of Current Data Sources

- PDMP User Profiles
 - Registration information (profession/specialty)
 - PDMP usage report
- Prescriber Metrics Report Data
 - Monthly report, 100-day rollup
 - Volume of scripts and doses, by class, percentile for profession
- Dispensing Data
 - MME/script
 - # of scripts, days' supply
- Prescriber Reports
 - Identification of patients, co-prescribing
- Dispenser Submission History



Dispenser Compliance

- Number of licensed pharmacies (as of 6/30/18): 2255
- Number of exempt pharmacies: 506
- Number of dispensers expected: 1749
- Number of dispensers on record (June): 1633 (93% compliance)



Prescriber Compliance

- Number of DEAs with dispensings (does not take into account exceptions to review requirement): 46,288
- Number of registered prescribers: 22,609
- Registered with no patient queries in June: 5,420 (3,739 with fewer than 20 rx)
- Focus?
 - Number of those not registered who have prescribed opioids
 - Prescribers who have fewer than 100 opioid rx/mo
 - Prescribers who have high volume of short duration rx
- Outreach opportunity
 - Requirement
 - Benefits of checking, having an account



Analysis of Opioid Dispensing Data

Prescribing of Most Common Opioids: February 2018

1. Hydrocodone-Acetaminophen Tab
2. Hydrocodone-Ibuprofen Tab
3. Oxycodone HCl Cap
4. Oxycodone w/ Acetaminophen Tab
5. Oxycodone-Aspirin Tab

Prescriptions written for 3 days or less: 45,519

**Total number of prescriptions written for 10 or more pills per day:
13,137**

- Number of DEA Numbers/Prescribers: 4,430
- 219 Prescribers wrote 10 or more prescriptions in February for over 10 pills per day, accounting for 25% of the 13,137



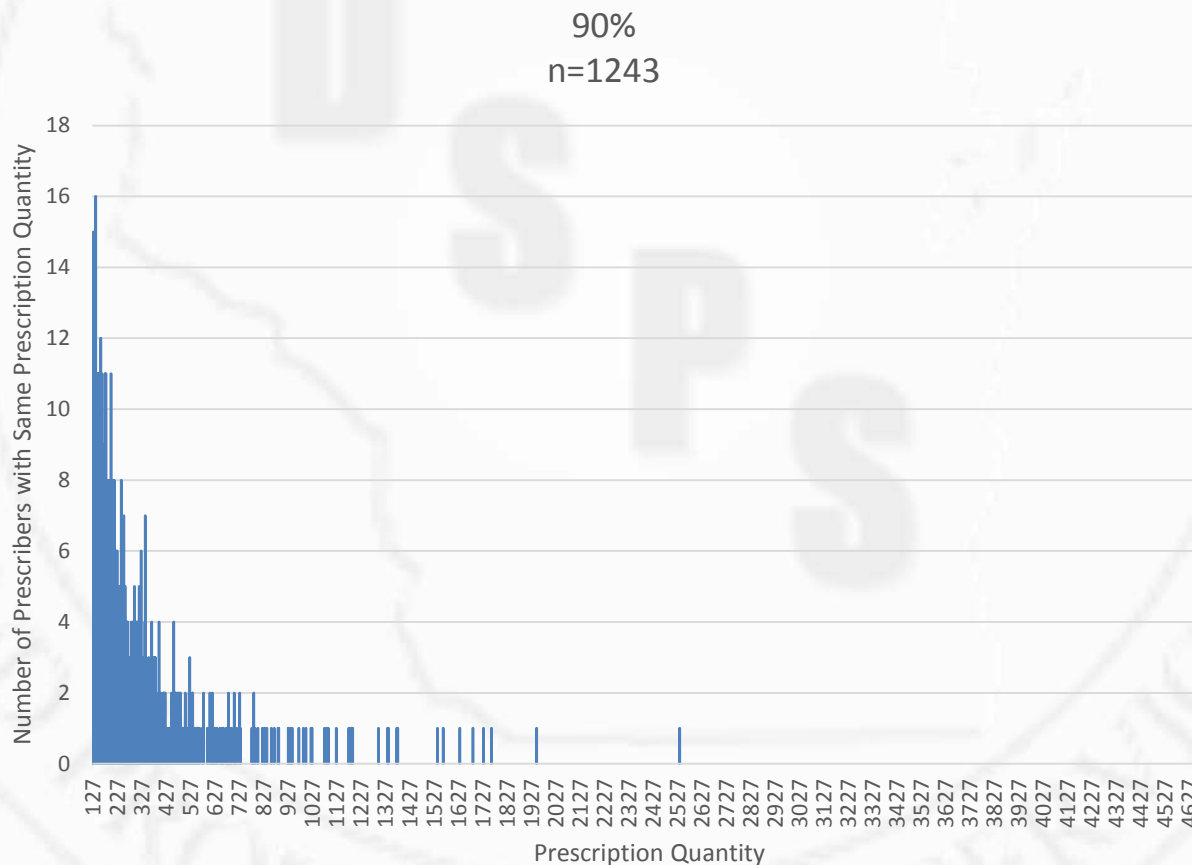
Patient MME

- Patients with MME at or above 300, Q2 2018 = 9691
 - At or above 500 = 3282
 - At or above 700 = 1249
 - At or above 1000 = 434
 - At or above 1500 = 140



Prescriber Metrics Based on Volume of Prescriptions

Physician (MD)





Prescriber Metrics Based on Volume of Prescriptions

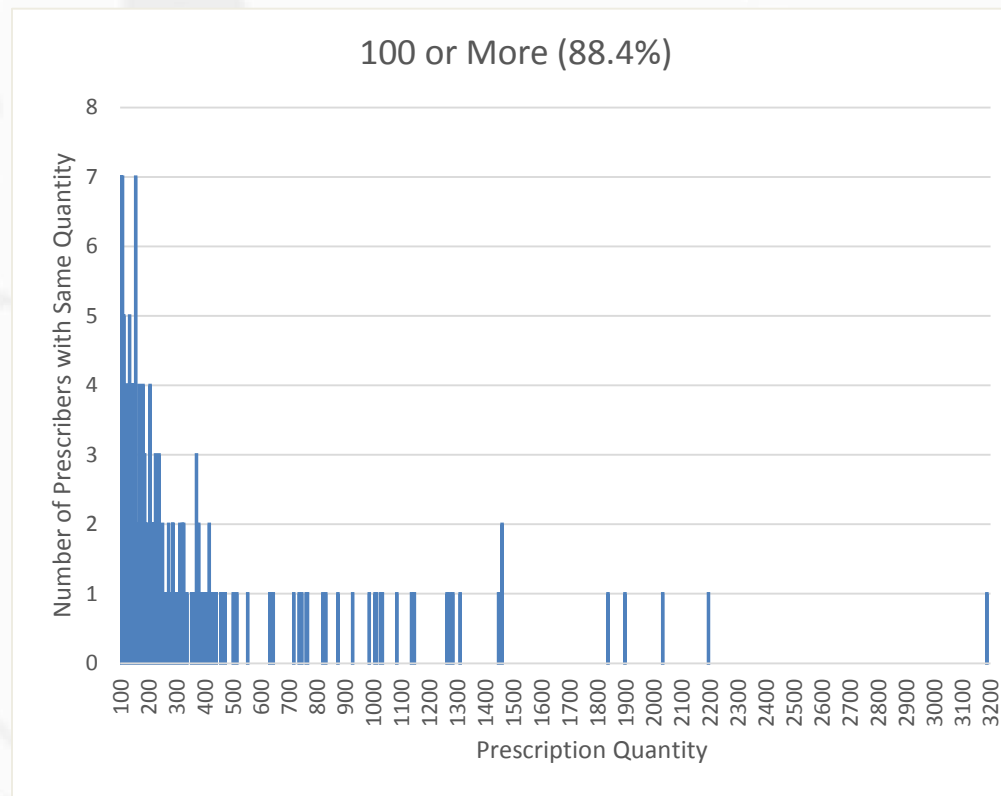
Physician (MD)

Profession	Specialty	# of Opioid Prescriptions	%
Physician-MD - 20	Anesthesiology	4661	100.00%
Physician-MD - 20	Pain Management	2537	99.90%
Physician-MD - 20	Physical Medicine/Rehabilitation	1950	99.90%
Physician-MD - 20	Pain Management	1765	99.90%
Physician-MD - 20	Family Practice	1732	99.90%
Physician-MD - 20	Family Practice	1689	99.90%
Physician-MD - 20	Surgery- Neurological	1634	99.90%
Physician-MD - 20	Pain Management	1566	99.90%
Physician-MD - 20	Physical Medicine/Rehabilitation	1543	99.90%
Physician-MD - 20	Orthopedics	1379	99.90%
Physician-MD - 20	Pain Management	1376	99.90%
Physician-MD - 20	Orthopedics	1342	99.90%
Physician-MD - 20	Internal Medicine	1338	99.90%
Physician-MD - 20	Pain Management	1301	99.90%
Physician-DO - 21	Pain Management	1291	99.90%
Physician-MD - 20	Physical Medicine/Rehabilitation	1195	99.80%
Physician-MD - 20	Pain Management	1192	99.80%
Physician-MD - 20	Pain Management	1187	99.80%
Physician-MD - 20	Internal Medicine	1184	99.80%
Physician-MD - 20	Rheumatology	1178	99.80%



Prescriber Metrics Based on Volume of Prescriptions

APNP





Prescriber Metrics Based on Volume of Prescriptions

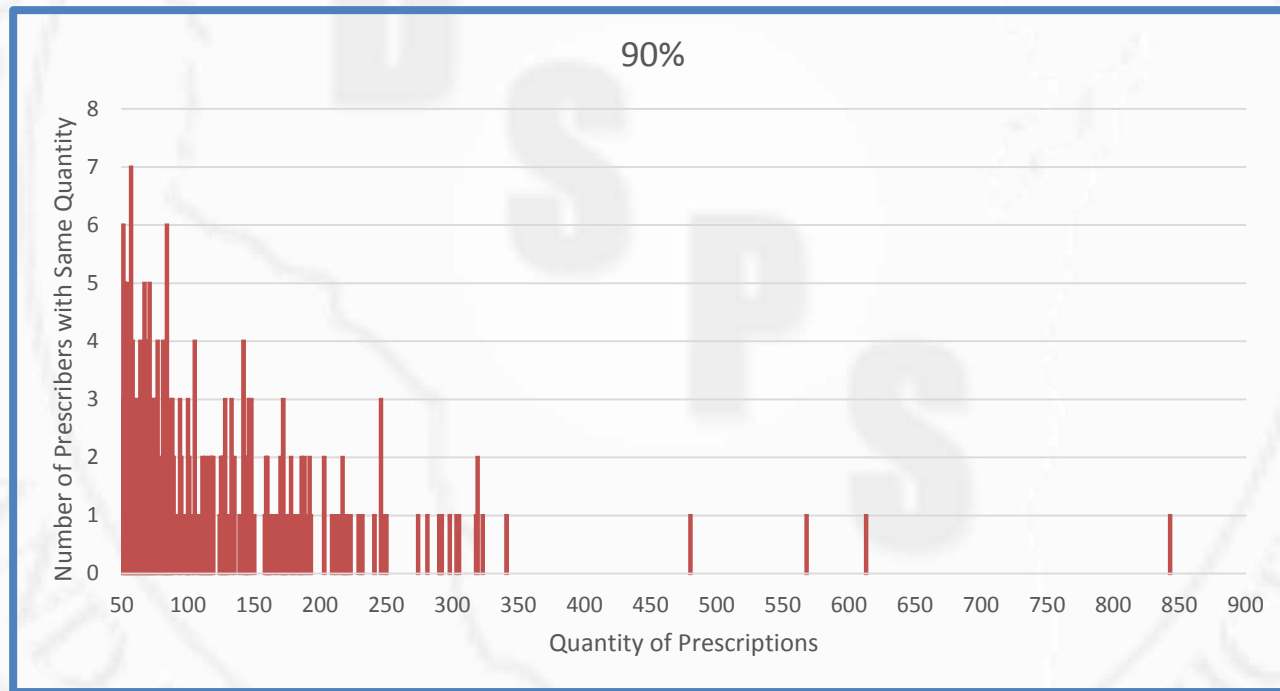
APNP

Profession	Specialty	# of Opioid Prescriptions	%
Advanced Practice Nurse Prescriber - 33	Pain Management	3187	100.00%
Advanced Practice Nurse Prescriber - 33	Family Practice	2195	99.90%
Advanced Practice Nurse Prescriber - 33	Pain Management	2032	99.90%
Advanced Practice Nurse Prescriber - 33	Family Practice	1898	99.90%
Advanced Practice Nurse Prescriber - 33	Pain Management	1837	99.80%
Advanced Practice Nurse Prescriber - 33	Pain Management	1724	99.80%
Advanced Practice Nurse Prescriber - 33	Pain Management	1460	99.70%
Advanced Practice Nurse Prescriber - 33	Pain Management	1460	99.70%
Advanced Practice Nurse Prescriber - 33	Physical Medicine/Rehabilitation	1454	99.70%
Advanced Practice Nurse Prescriber - 33	Pain Management	1447	99.70%
Advanced Practice Nurse Prescriber - 33	Pain Management	1310	99.60%
Advanced Practice Nurse Prescriber - 33	Pain Management	1284	99.60%
Advanced Practice Nurse Prescriber - 33	Pain Management	1273	99.60%
Advanced Practice Nurse Prescriber - 33	Pain Management	1264	99.60%
Advanced Practice Nurse Prescriber - 33	Pain Management	1147	99.50%
Advanced Practice Nurse Prescriber - 33	Pain Management	1137	99.50%
Advanced Practice Nurse Prescriber - 33	Pain Management	1084	99.50%
Advanced Practice Nurse Prescriber - 33	Family Practice	1033	99.40%
Advanced Practice Nurse Prescriber - 33	Physical Medicine/Rehabilitation	1027	99.40%
Advanced Practice Nurse Prescriber - 33	Pain Management	1013	99.40%



Prescriber Metrics Based on Volume of Prescriptions

Dentist





Prescriber Metrics Based on Volume of Prescriptions

Dentist

Profession	Specialty	# of Opioid Prescriptions	%
Dentist - 15		843	100.0%
Dentist - 15	Dentistry-Surgery	613	99.9%
Dentist - 15	Dentistry-Surgery	568	99.9%
Dentist - 15	Dentistry-Surgery	480	99.8%
Dentist - 15	Dentistry-Surgery	341	99.8%
Dentist - 15	Dentistry-Surgery	323	99.8%
Dentist - 15	Dentistry-Surgery	319	99.7%
Dentist - 15	Surgery- Maxillofacial	319	99.7%
Dentist - 15	Dentistry-Surgery	318	99.6%
Dentist - 15	Dentistry-Surgery	305	99.6%
Dentist - 15	Surgery- Maxillofacial	303	99.6%
Dentist - 15	Surgery- Maxillofacial	298	99.5%
Dentist - 15	Dentistry-General	292	99.5%
Dentist - 15	Dentistry-Surgery	291	99.5%
Dentist - 15		290	99.4%
Dentist - 15	Dentistry-Surgery	281	99.4%
Dentist - 15	Surgery- Maxillofacial	274	99.3%
Dentist - 15	Dentistry-Surgery	250	99.3%
Dentist - 15	Dentistry-Surgery	249	99.3%
Dentist - 15	Dentistry-Surgery	246	99.2%



Considerations for Next Steps

Possible Actions

- Analytics Reports to Prescribing Boards
- Outreach Letters