

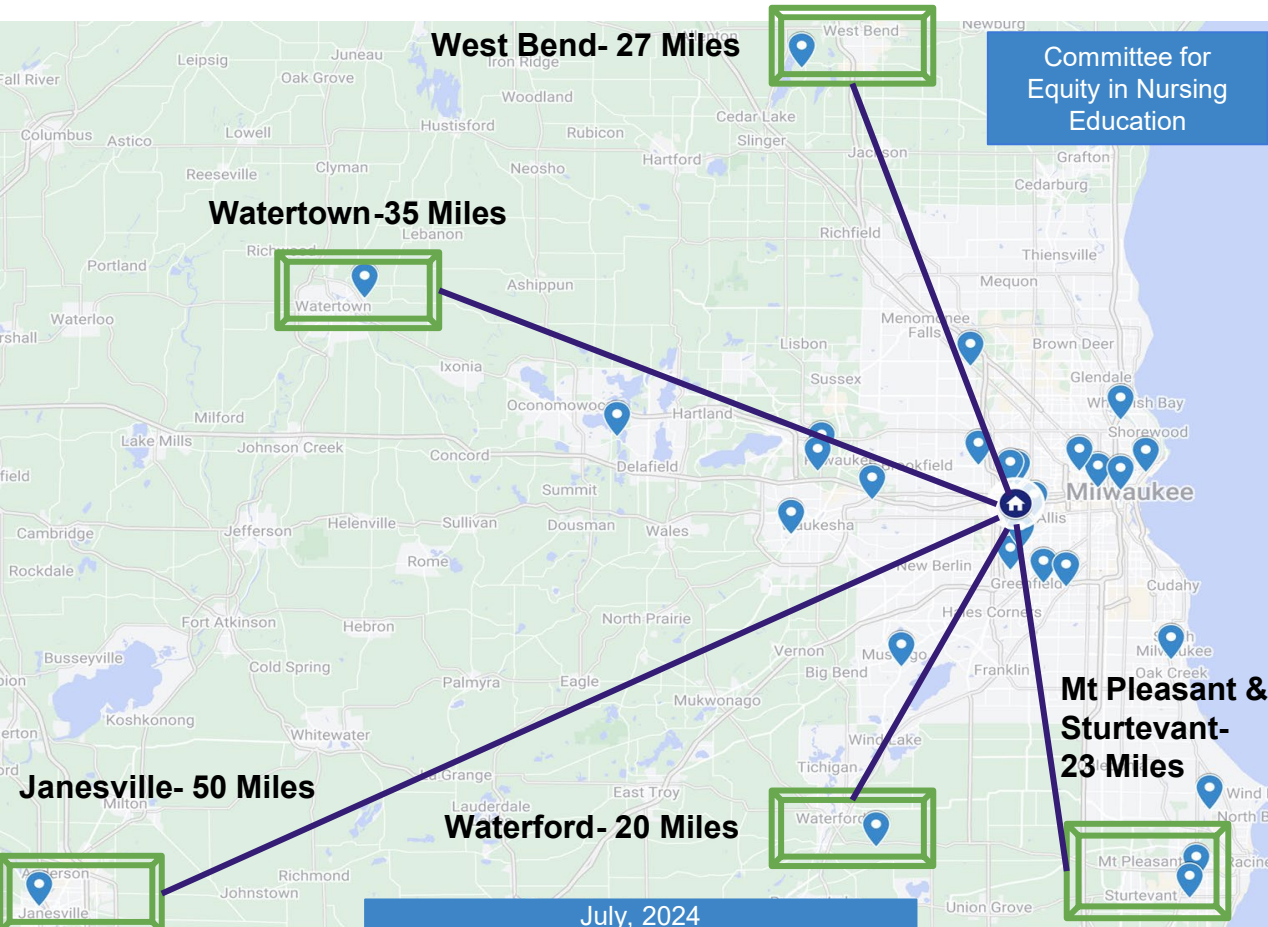
# Arizona College of Nursing (AZCN) Clinical Site Accessibility Maps

Created by the Committee for  
Equity in Nursing Education (CENE)

# About CENE

- CENE addresses systemic barriers and disparities in nursing education and advocate for policies that support equitable access to quality education and healthcare
- Predatory nursing schools have no place in Wisconsin
  - AZCN sued in three states, **RED ALERT!**
  - 800+ residents signed a petition rejecting AZCN
  - Elected officials issue warning on predatory schools
  - AZCN is not right for Wisconsin

# Farthest AZCN Milwaukee Clinical Site Map

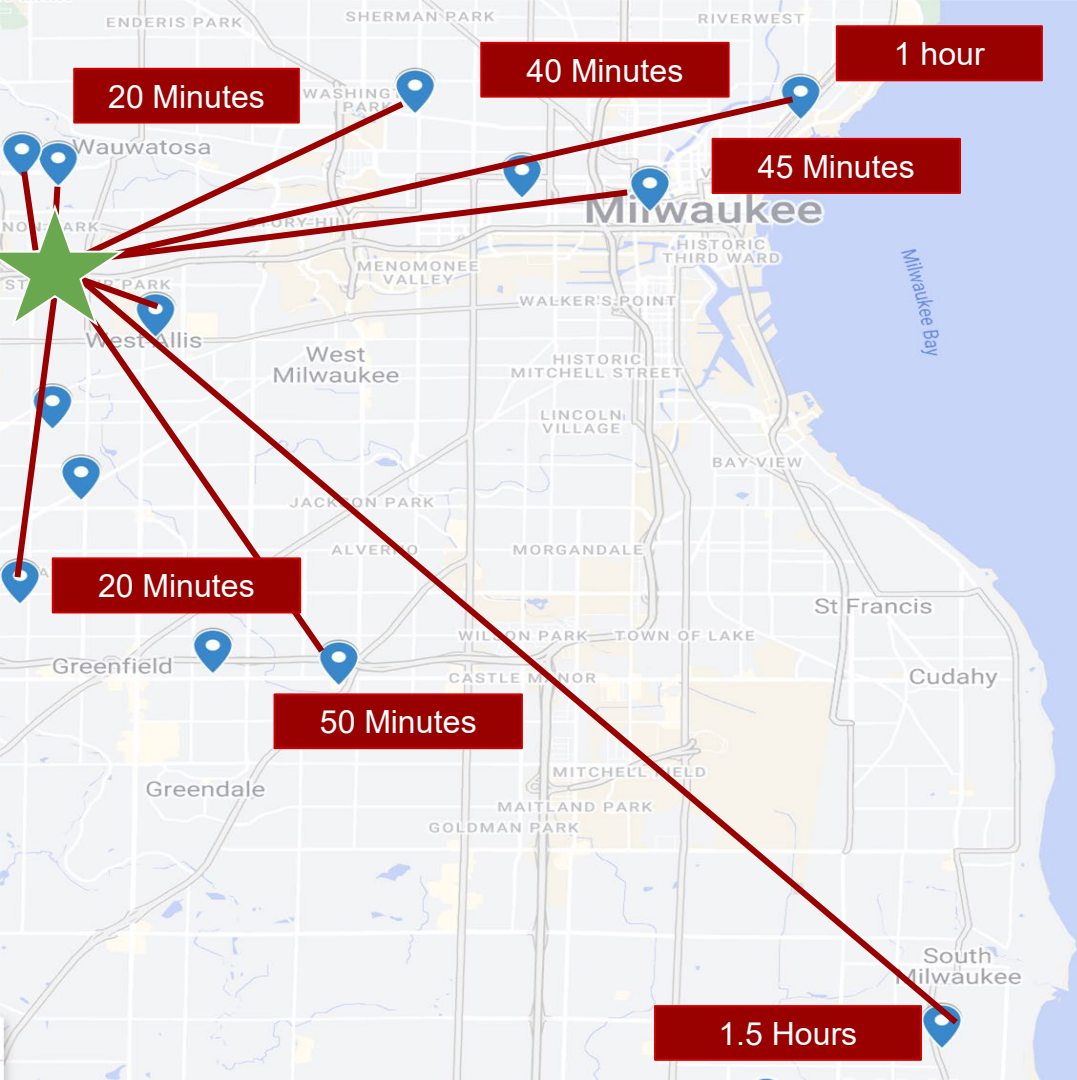


## DATA

- 29 Proposed clinical sites
- **Over half** are outside the City of Milwaukee
- Location distances are as far as **50 miles** from AZCN's college building

## MAP KEY

- **House Icon:** Location of the college's Milwaukee campus
- **Location Icon:** The proposed clinical site locations for AZCN students
- **Green Rectangle:** Farthest clinical sites proposed



# Public Transportation Distances from AZCN to Clinical Sites Map

The majority of the proposed clinical sites closest to Milwaukee:

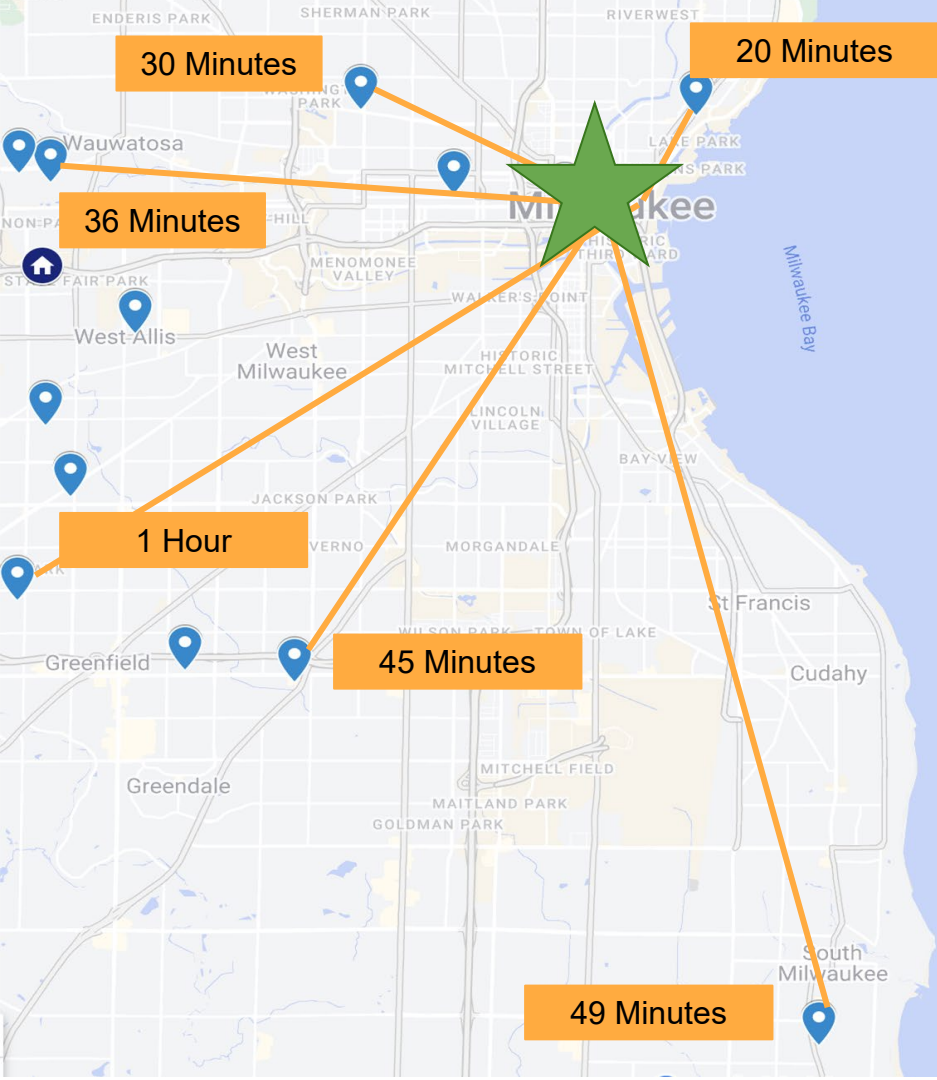
- Average **over 30 minutes** from AZCN's campus

With many sites being over 30 minutes to clinicals, **the campus and majority of sites are hard to access by public transport.**

## MAP KEY

**Red:** Routes from AZCN campus to clinical sites

**Green Star:** Site of AZCN campus



# Distances From City of Milwaukee to Clinical Sites Via Public Transportation

The majority of the proposed clinical sites closest to Milwaukee:

- Average **40 minutes** from Milwaukee to AZCN clinical sites

With many sites being over 40 minutes to clinical sites, the **majority of sites** are hard to access by public transport.

## MAP KEY

**Red:** Routes from AZCN campus to clinical sites

**House:** AZCN College Campus

**Orange:** Routes from Milwaukee to clinical sites

**Green Stars:** City of Milwaukee

# Social Vulnerability Map of AZCN Clinical Sites in Milwaukee, WI

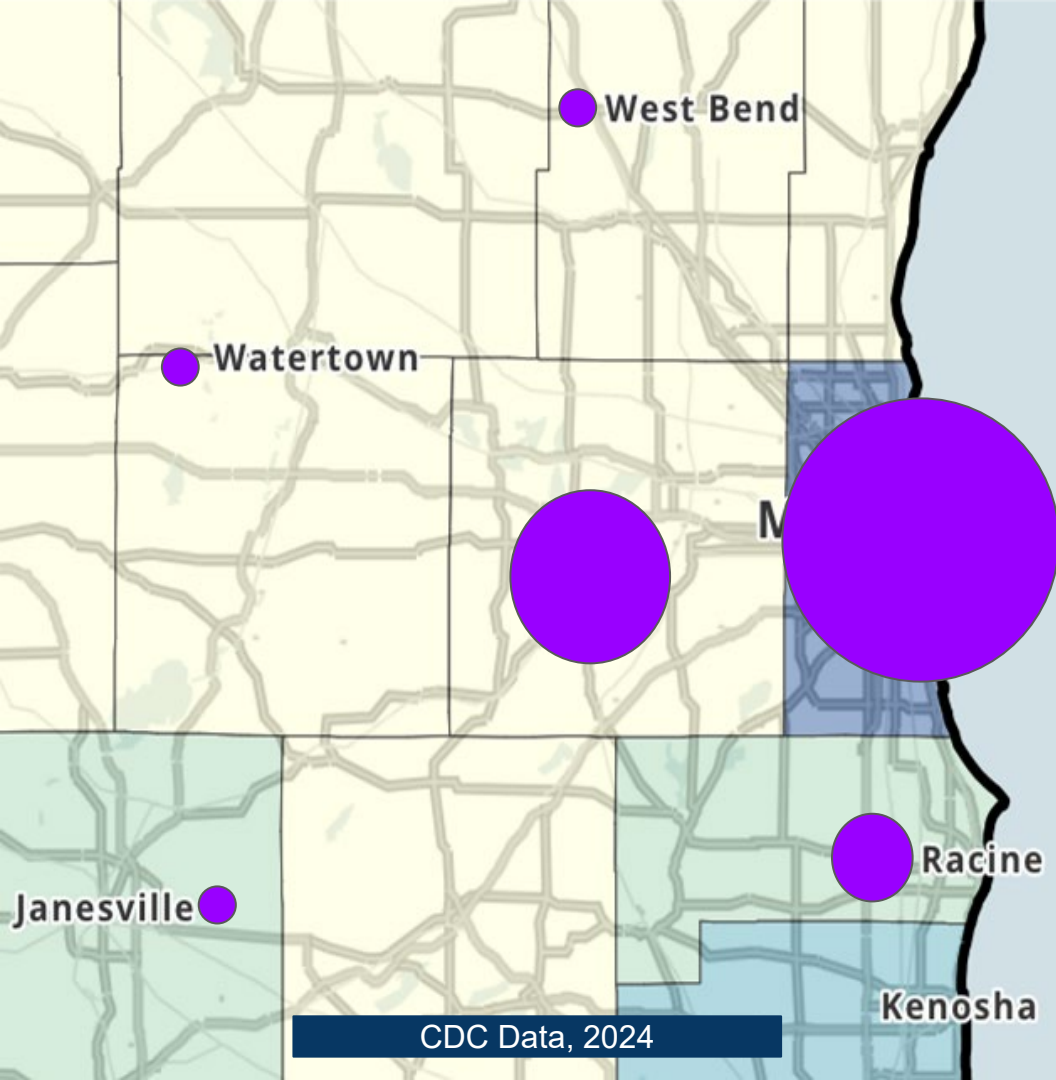
Milwaukee County has a score of **0.8276**, which indicates a **high level of vulnerability**.

**Over half** of clinical sites proposed would be in Milwaukee County. Potential students, communities, and clinical sites face:

- High levels of poverty
- Lack of access to transportation
- Crowded/Segregated housing
- Lack of health insurance

## MAP KEY

Purple Dots: Sized to represent number of clinical sites in each County



CDC Data, 2024

## Summary

- AZCN proposed ***clinical sites are not accessible***
- AZCN has ***inadequate plans*** supporting students socially vulnerable communities
- AZCN is a **predatory school** not worthy to operate in WI
- **Poor** students and students **from racial and ethnic** populations will be disproportionately impacted by AZCN
- The **WI Board of Nursing should reject AZCN's** application by denying their request to operate in WI

# Contact Information

**Email:** [cenemke@gmail.com](mailto:cenemke@gmail.com)

**Telephone:** (414) 467-8908, Dr. Michael Rosen