

Fire Prevention Inspections

Matter !



Fire Inspector Training Advanced



Fire Inspector Training

SPS 314.01 (11) (b) 10.

All fire department personnel directly involved in conducting fire inspections are authorized by the department and by the fire chief to conduct the inspections upon completion of training approved by the fire chief.

Statutory Authority

- **Wisconsin State Statutes**
 - **Chapter § 101.14 Wi Stats. Fire Inspections, prevention, detection and suppression**
- **Agency Rules**
 - **Chapter SPS 314 Department Safety and Professional Services – Regulations of Industry, Buildings and Safety**
- **Local Ordinances**
 - **Local Fire Prevention Ordinances.**

Authority to Abate Fire Hazards

- **§ 101.14, Wi Stats.:**
- **The chief of every fire department shall provide for the inspection of every public building and place of employment to determine and cause to be eliminated any fire hazard or any violation of any law relating to fire hazards or to the prevention of fires.**

Fire Hazard Definition

Any material, condition or act that contributes to the start of a fire or increases its severity.

Effective Date

**The effective date of the
2012 NFPA 1 Fire Code
as adopted by SPS 314 is:**

September 1, 2014

Chapter 2

Referenced Publications

2012 NFPA 1: 2.1 General. The documents referenced in this chapter or portions of such documents are referenced within this Code and shall be considered part of the requirements of this document.

SPS 314.01 (1) (b)

Application of Model Fire Code

The use, operation and maintenance of public buildings and places of employment shall comply with par. (a), except as provided in this chapter.



School Fire Safety



Statistics

From 2009-2013, U.S. fire departments responded to an estimated average of 5,100 structure fires in educational properties annually.

These fires caused an annual average of one civilian death, 79 civilian fire injuries and \$88 million in direct property damage.



Common Violations

2012 NFPA 1: 14.4 Means of Egress Reliability



2012 NFPA 1: 14.4.1 Means of egress shall be continuously maintained free of all obstructions or impediments to full instant use in the case of fire or other emergency.

** A proper means of egress allows unobstructed travel at all times. Any type of barrier, including but not limited to, the accumulation of **snow and ice** is an impediment to free movement in the means of egress.**



Gates in corridors leading to exits must be “fail-safe” and open fully and automatically with the building fire alarm system or power failure.



2012 NFPA 1: 12.4.6.18.3 Blocking or wedging of doors in the open position shall be prohibited.



2012 NFPA 1: 11.1.6.1 Relocatable power taps shall be of the polarized or grounded type with overcurrent protection and shall be listed.

2012 NFPA 1: 11.1.6.2 Relocatable power taps shall be directly connected to a permanently installed receptacle.

2012 NFPA 1: 11.1.6.3 Relocatable power tap cords shall not extend through walls, ceilings, or floors; under doors or floor coverings; or be subject to environmental or physical damage.

2012 NFPA 1: 11.7.1.5 Extension cords and flexible cords shall not be affixed to structures; extend through walls, ceilings or floors, or under doors or floor coverings; or be subject to environmental or physical damage.

Power taps can often be found in classrooms, breakrooms, office area, shop and maintenance areas.

“Daisy chaining” strictly prohibited



Listed? Overloaded?



Emergency Drills in K-12 Schools



§ 118.07 Wi Stats., Health & Safety Standards and NFPA 1

Dates: From _____ to _____

Wisconsin School District Record of Fire / Tornado / School Safety / Other Evacuation Drills

School District Name: _____

School Name: _____ Municipality: _____ County: _____

School Address:

[illegible]

On this form, or as an attachment, please note any deficiencies concerning: (1) the performance of alarm equipment; (2) staff functions; (3) student performance; (4) obstructions; or (5) other factors which may pose a safety hazard or affect the efficient, orderly exiting from the building. Use of this form is mandated per section 118.07 (2) (b) of the Wisconsin Statutes for annual reporting to the fire department. The person having direct charge of the school is responsible for ensuring corrections of deficiencies.

School Official's Signature: _____ Title: _____ Date: _____

See other side

SBD-11 can be found on the DSPS website at:

[HTTP://DSPS.WI.GOV/PROGRAMS/INDUSTRY-SERVICES/INDUSTRY-SERVICES-PROGRAMS/FIRE-PREVENTION/](http://dspd.wi.gov/programs/industry-services/industry-services-programs/fire-prevention/)

CHOOSING “FORMS AND PUBLICATIONS “ON THE LEFT AND THEN SELECTING SBD-11

2012 NFPA 1: 10.6 Fire Drills

2012 NFPA 1: 10.6.1 **Where required.** ... Drills shall be designed in cooperation with the local authorities.

2012 NFPA 1: 10.6.4 **Orderly evacuation.** When conducting drills, emphasis shall be placed on orderly evacuation rather than speed.

2012 NFPA 1: 10.6.5 **Simulated Conditions.** Drills shall be held at expected and unexpected times and under varying conditions to simulate the unusual conditions that can occur in an actual emergency.

2012 NFPA 1: 10.6.6 **Relocation Area.** Drill participants shall relocate to a predetermined location and remain at such location until a recall or dismissal signal is given.

2012 NFPA 1: 20.2 Educational Occupancies

2012 NFPA 1: 20.2.4.2.2 Approved training programs designed for education and training and for the practice of emergency egress to familiarize occupants with the drill procedure, and to establish conduct of the emergency egress as a matter of routine, shall be permitted to receive credit on a one-for-one basis for not more than four of the emergency egress drills required by 20.2.4.3, provided that a minimum of four emergency egress drills are completed prior to the conduct of the first such training and practice program.

2012 NFPA 1: 20.2.4.2.3 Emergency egress drills shall be conducted as follows:

(1) Not less than one emergency egress drill shall be conducted every month the facility is in session, unless both the following criteria are met:

(a) In climates where the weather is severe, the monthly emergency egress drills shall be permitted to be deferred.

(b) The required number of emergency egress drills shall be conducted, and not less than four shall be conducted before the drills are deferred.

(2) All occupants of the building shall participate in the drill.

(3) One additional emergency egress drill, other than for educational occupancies that are open on a year round basis, shall be required within the first 30 days of operation.



2012 NFPA 1: 20.2.4.2.4 All emergency drill alarms shall be sounded on the fire alarm system.

§ 118.07(2)(a) Wi Stats. **Once each month,** without previous warning, the person having direct charge of any public or private school shall drill all pupils in the proper method of departure from the building in case of a fire, except when the person having direct charge deems the health of the pupils may be endangered by inclement weather conditions.

At least twice annually, without previous warning, the person having direct charge of any public or private school shall drill all pupils in the proper method of evacuation to a safe location in case of tornado or other hazard.

At least twice annually, without previous warning, the person having direct charge of any public or private school shall drill all pupils in the proper method of evacuation or other appropriate action in case of a school safety incident.

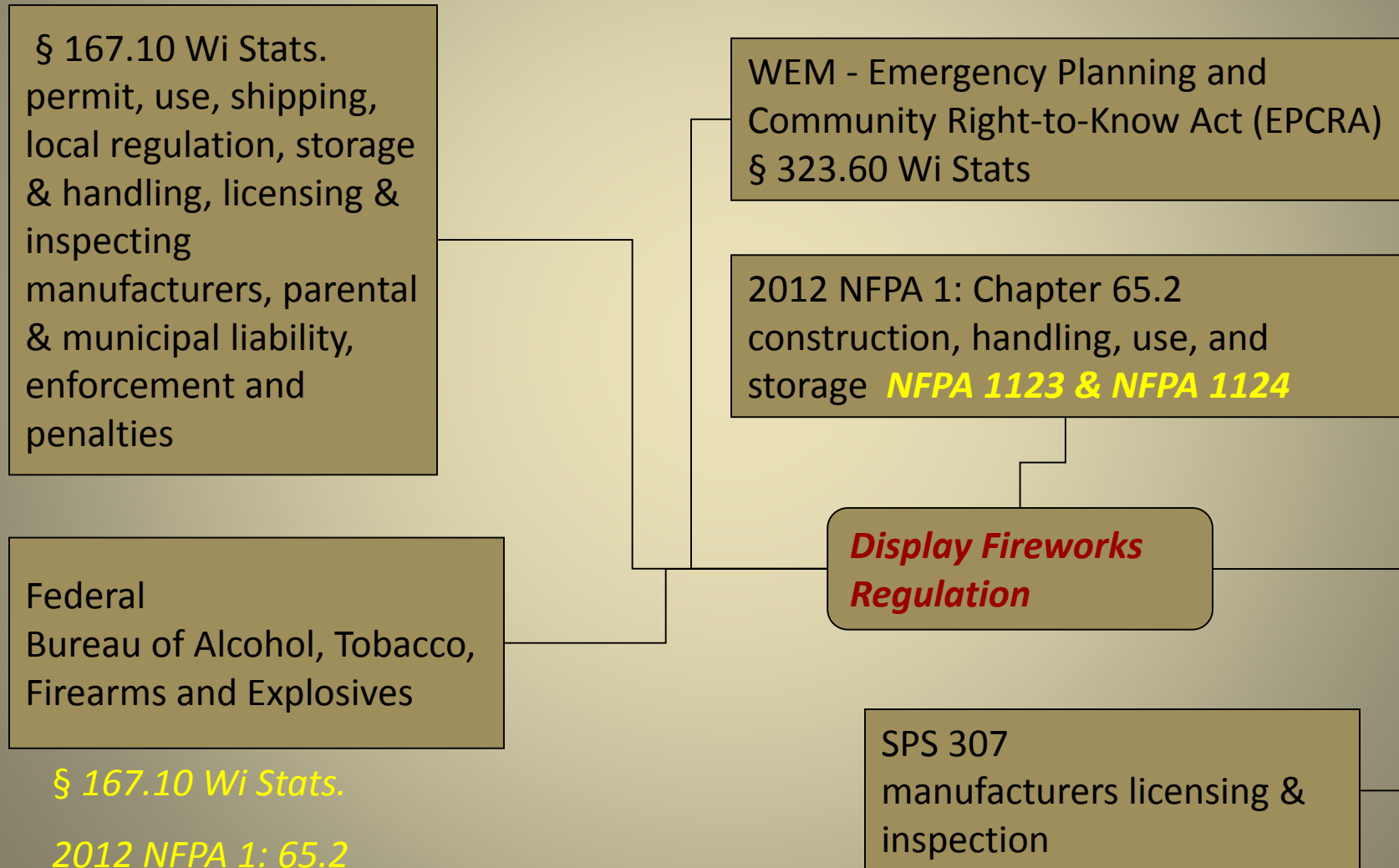
§ 118.07 (4). Wi Stats. A safety drill may be substituted for any other required drill required under this paragraph. The school board or governing body of the private school shall maintain for at least 7 years a record of each fire drill, tornado, or other hazard drill and school safety drill conducted.



Fireworks



Display Fireworks Issues



Display Fireworks Issues

- These are the only kinds of “fireworks,” as that word is commonly used, that ***a person may use or possess without a permit or that may be sold to a person who does not have a permit.*** There is no age restriction and the statute does not classify them as fireworks. ***Local ordinances may be more restrictive than state statutes and may prohibit*** any of these items or limit their sale or use. § 167.10(1). Wi Stats.

- Sparklers not exceeding 36 inches in length
- Stationary cones and fountains
- Toy snakes
- Smoke bombs

- Caps
- Noisemakers
- Confetti poppers with less than ¼ grain of explosive mixture
- Novelty devices that spin or move on the

§ 167.10 Wi Stats.

Display Fireworks Issues

- *Possessing or using any other fireworks*, including, for example, firecrackers, roman candles, bottle rockets and mortars, in Wisconsin *without a valid permit is illegal*.

§ 167.10(3). Wi Stats.

- A commonly used rule of thumb is that a *permit is required if the device explodes or leaves the ground*.
- The *sale of these restricted fireworks to a resident of this state without a valid permit is also illegal*.

§ 167.10(2). Wi Stats.

§ 167.10 Wi Stats.

Display Fireworks Issues

- *Only a mayor, village president, town chair, or a person they have designated can authorize* possession or use of fireworks within their jurisdiction. § 167.10(3)(a) Wi Stats.
- A valid permit must specify the *general kind and approximate quantity of fireworks* which may be purchased. The *total quantity purchased* cannot exceed the quantity of fireworks authorized by the permit.
§ 167.10(3)(f)3. Wi Stats.
- A permit that specifies *multiple dates and locations or the entire municipality* of permitted use is not valid.
§ 167.10(3)(f)4 Wi Stats.

§ 167.10 Wi Stats.

Display Fireworks Issues

- A copy of a permit for large fireworks *displays* (Div. 1.3 explosives under CFR 173.50) must be **given to a fire or law enforcement official** in the municipality which issued the permit at least two days before the date of use.

§ 167.10(3)(g) Wi Stats.

- A municipality may **prohibit or adopt ordinances imposing special restrictions**, e.g., times or manner of use, distances from buildings or spectators, etc.

§ 167.10(3)(f)5. Wi Stats.

- There are no conditions under which it is legal for a **minor to possess or use** any fireworks except those allowed without a permit. § 167.10(3)(h). Wi Stats.

Display Fireworks Issues

- A ***nonresident person may not possess or use fireworks in Wisconsin*** without a valid Wisconsin permit.

§ 167.10(3)(a). Wi Stats.

- Persons transporting fireworks may not possess them in a city, town or village without a permit from that jurisdiction if they remain there for ***more than 12 hours***.

§ 167.10(3)(bm). Wi Stats.

- ***Enforcement responsibility and authority*** rests with local law enforcement and district attorneys, or municipal prosecutors in the case of local ordinance violations.

§ 167.10 Wi Stats.

Display Fireworks Issues

- **2012 NFPA 1: 65.2.1** The **construction, handling, and use** of fireworks intended solely for outdoor display as well as the general conduct and operation of the display shall comply with the requirements of **2010 NFPA 1123**, *Code for Fireworks Display*.
- **2012 NFPA 1: 65.2.2** **All storage** of display fireworks shall comply with **2006 NFPA 1124**, *Code for the Manufacture, Transportation, Storage, and Retail Sales of Fireworks and Pyrotechnic Articles*.

2012 NFPA 1 Chapter 2 Referenced Publications

2.1 General.

NFPA 1123, *Code for Fireworks Display*, **2010 edition.**

NFPA 1124, *Code for the Manufacture, Transportation, Storage, and Retail Sales of Fireworks and Pyrotechnic Articles*, **2006 edition.**



Haunted House, Crop Maze, Special Amusement





Crop Maze





Crop Maze

- **Crop Maze, 2012 NFPA 1: 10.15.11**
 - **Permits.** (Only if required by local ordinance).
 - **General.**
 - Advise employees of fire and safety regulations.
 - Provide safety instructions to patrons.
 - Provide fire department pre-plan op.
 - No parking within 75 feet
 - Minimum 20 foot fuel break
 - **Employee Monitor.**
 - Minimum of two, one on platform



Crop Maze

- **Crop Maze, 2012 NFPA 1: 10.15.11**
 - **Public Address System.**
 - Available to make announcements (bull horn or loud speaker)
 - **Prohibited.**
 - Blocking exit during occupancy
 - 200 person occupancy limit
 - No open flame producing devices, No smoking
 - **Fireworks.**
 - Not to be discharged within 300 feet
 - Fireworks comply with 2012 NFPA 1: Chap.65 in addition to this chapter.

Special Amusement

- **2012 NFPA 1: 3.3.30.10***
Special Amusement Building
- **2012 NFPA 1: 3.3.182.3***
Assembly Occupancy.
- **SPS 314.01 (5) TEMPORARY USE**
- **2012 NFPA 1: 10.9 Emergency Plans.**
 - **10.9.2 Plan Requirements.**



Haunted House





Haunted House

- AHJ retains fire prevention authority
 - Special amusement (temporary use)
 - SPS 314.01 (5), SPS 361.03 (12)
- General Safety Requirements (2012 NFPA 1: 10.1)
- Crowd Managers (2012 NFPA 1: 20.1.5.6)
 - Fire details (determined by AHJ)
 - Drills (Employee trained and drilled on duties incase of fire panic to affect orderly evacuation).



Haunted House

- Fire department access roads (2012 NFPA 1: 18.2.3)
- Flame retardant requirements (2012 NFPA 1: 20.1.2)
- Open flame – No Smoking (SPS 314.20)
- Extinguishers (2012 NFPA 1: 13.6)
- Egress requirements (2012 NFPA 1: 14.14)
- Exit markings (2012 NFPA 1: 20.1.4.7.3)
- Smoke detection (2012 NFPA 1: 20.1.4.4)
- Flammable/Combustible liquids (2012 NFPA 1: Ch. 66 and 2012 NFPA 30)
- LP tanks or cylinders (2011 NFPA 58: 8.3)



Fire Doors & Other Operating Protectives



Fire Doors and Other Operating Protectives (2012 NFPA 1: 12.4)



Fire Doors and Other Operating Protectives

- Care and Maintenance (2012 NFPA 1: 12.4.6)
- Operability (2012 NFPA 1: 12.4.6.3)
- Replacement (2012 NFPA 1: 12.4.6.4)
- Repairs and Modifications (2012 NFPA 1: 12.4.6.5)
- Inspections (2012 NFPA 1: 12.4.6.6)
- Functional Testing (2012 NFPA 1: 12.4.6.8)

Fire Doors and Other Operating Protectives

- Prevention of Door Blockage
(2012 NFPA 1: 12.4.6.18)
- Maintenance of Closing Mechanisms
(2012 NFPA 1: 12.4.6.19)
- Repair of Fire Doors and Windows
(2102 NFPA 1: 12.4.6.20)
- Retrofit Operators (2012 NFPA 1: 12.4.6.21)



Sprinkler Systems: Basics for Fire Inspector



Maintenance of Existing Sprinkler Systems


*It is the responsibility of the owner to maintain their sprinkler system in good operating condition. (2012 NFPA 1:13.3.1)



* Fire sprinkler systems shall be tested and inspected at least once a year by a person holding Department of Safety and Professional Services credentials as required by SPS 305.

NFPA 25

2012 NFPA 13 requires that the installing contractor provide a copy of 2011 NFPA 25, Inspection, Testing and Maintenance of Water-Based Fire Protection Systems to the owner of the new sprinkler system.



Sprinkler System Monitoring

- *As of July 1, 2002 all new required fire sprinkler systems shall be monitored by an approved supervising station.
- *Approved supervising station shall meet the requirements found in 2010 NFPA 72.
 - Central Station
 - Proprietary Station
 - Remote Station

Supervised Valves



Valves



Inspection shall verify:

- *Valves are in normal open or closed position
- *Valves are properly sealed, locked or supervised
- *Valves are accessible
- *Valves are free from leaks
- *Valves are identified with proper signage



Gauges

- *On a wet system the upper pressure gauge always reads higher.
- *On a dry system the lower pressure gauge always reads higher.



Sprinkler Heads



(2012 NFPA 1: 13.5.2.1.1.2)

- *Sprinklers not obstructed
- *Sprinklers not painted
- *Sprinklers are free of corrosion
- *Sprinklers have not been damaged
- *Nothing hanging from sprinklers
- *Sprinklers are free from build up of dirt/dust
- *Right type for application.

Piping

Pipe and fittings in good condition, free of mechanical damage, leakage, and corrosion.

(2011 NFPA 25: 5.2.2.1)

Not subjected to external loads from material either resting on pipe or hanging from pipe.

(2011 NFPA 25: 5.2.2.2)

Guards

Guards should be checked for damage.



Hangers and Supports

Hangers not damaged or loose.

(2011 NFPA 25: 5.2.3.2)



Fire Department Connection

- * Accessible and Visible
- * Plugs and Caps in Place and Undamaged.
- * Gaskets in place and are not damaged.
- * Couplings and Swivels rotate smoothly and are not damaged.



Inspectors Test Connection

Discharge/drain area
free of obstruction.

Identification sign in
place.



Pumps

- *Valves fully open
- *Pressure gauge is reading normal
- *Power light is ON
- *Transfer switch is ON
- *Adequate heat
- *Ventilation louvers operational (if required)



Sprinkler Tool Box



The spare sprinklers shall be kept in a sprinkler cabinet.

(2012 NFPA 1: 13.3.3.5.1.5)

The spare sprinklers shall be of the type and temperature rating of the system sprinklers.

- Systems with less than 300 sprinklers, not fewer than 6.
- Systems with 300 to 1000 sprinklers, not fewer than 12.
- Systems with over 1000 sprinklers, not fewer than 24.

Inspection Related Forms

Annual Fire Sprinkler Inspection Form

Annual Fire Pump Inspection Form

Annual Fire Pump Maintenance Form

Water Supply Annual Inspection Form

Annual Water Flow Test



INSPECTION, ORDER WRITING PROCESS



Statutory Authority

- Wisconsin State Statutes
 - Chapter § 101.14 Wi Stats. Fire inspections, prevention, detection and suppression
- Agency Rules
 - Chapter SPS 314 Department of Safety and Professional Services – Industry Services – Fire Prevention Program
- Local Ordinances
 - Local Fire Prevention Ordinances.

Appearance

- Dress
- Identification
- Posture / Attitude
- Composure

Inspection Process

- What inspection **IS**
 - Opportunity to gain support
 - Opportunity to educate
 - Opportunity to learn
- What inspection **ISN'T**
 - Chance to wield a big stick
 - Opportunity to generate revenue.

Inspection Process

- Opportunity for Education
 - Get property owner or occupant to understand what it will take to ensure a safe property or operation
 - Provide reasonable explanations for why something must be done
- Assist in ensuring a safe building/
operation
 - Genuinely care about keeping them in operation.

- Accompanied inspection
 - Pros
 - Customer can clearly see what you are referring to when indicating a correction.
 - Use their language when referencing doors hallways and rooms. The person expected to do the correction very well may not be the same person performing the actual repair and/or correction.

- Accompanied inspection
 - Cons
 - Too time consuming (Talking / chatting)
 - They may think your knit picking.
 - They might try to side track you or lead you away from something.

Inspection Process

- Documentation of violations
 - Identify, confirm and document all violations
 - Identify and document all violations corrected on the spot
- Photographs
 - No permission required
 - Trade secret(s) – may have company take photo of requested item.

Inspection Process

- Fire Prevention Visit Forms
 - Checklist type form
 - Handwritten
 - Must be legible
 - Must be accurate
 - Must contain what, where and how long to fix.



☐ FIRE INSPECTION REPORT
☐ CORRECTION ORDER



LOCATION (Legal address of building) _____ NAME (Business owner / occupant / building owner / owner's representative) _____

INSPECTION DATE _____ OCCUPANCY TYPE _____ MAILING ADDRESS _____
Violations marked or listed below for corrective action

COMPLIANCE DATE _____ CITY _____ STATE _____ ZIP CODE _____

* §101.14 Wisconsin Statutes constitutes every Fire Chief a deputy of the Wisconsin Department of Safety & Professional Services, and requires the chief or appointed inspectors to make inspections periodically for the purpose of ascertaining and causing to be corrected any conditions liable to cause fire, or any violation of any law or local ordinance relating to fire hazards or prevention of fires per SPS 314 and NFPA 1.

EXTERIOR <input type="checkbox"/> Fire lanes marked/unobstructed 18.2.3.5.1 <input type="checkbox"/> Address visible from roadway 10.12.1.1 <input type="checkbox"/> Fire Hydrant(s) accessible 18.5.2 <input type="checkbox"/> Fire Hydrant clear space 36" 18.5.3 <input type="checkbox"/> Combustible accumulation 10.19.1, 19.2 <input type="checkbox"/> Gas meter/piping protected 11.4.2, 60.5.1.9 <input type="checkbox"/> FD connections visible/condition caps/OK, Post Indicator Valve/OK 13.1.3, 13.1.4 <input type="checkbox"/> Lock box/Current keys 18.2.2.1 <input type="checkbox"/> Exits clear 14.4.1 EXIT FEATURES <input type="checkbox"/> Exits, aisles & corridors free of obstructions 14.4.1 <input type="checkbox"/> Exit hardware proper/operational 14.5.3.4.1 <input type="checkbox"/> Exit signs present/operational 14.14.1.5.1 <input type="checkbox"/> Exit corridors/stairways protected 14.2 <input type="checkbox"/> Emergency lighting present & operational 14.13.1.1 <input type="checkbox"/> Occupant load posted/maintained 20.1.1.10.3.1 BUILDING FEATURES <input type="checkbox"/> Fire separations properly maintained 6.1.14.4.1, 12.7.2.1 <input type="checkbox"/> Structural elements properly maintained 10.1.4.1 <input type="checkbox"/> Rated fire doors operational 12.4, 12.4.6 <input type="checkbox"/> Vertical openings properly maintained 4.4.5, 12.4.6.8.1 <input type="checkbox"/> Interior finish proper 12.5.3, 12.6 STORAGE <input type="checkbox"/> Storage neat/orderly 10.16, 34.4, 60.4 <input type="checkbox"/> Combustibles in boiler/mechanical rooms 10.19.5.1 <input type="checkbox"/> Combustibles under unprotected stairways 10.19.1, 10.19.6 <input type="checkbox"/> Storage 2' below ceiling (no sprinklers) 10.19.3.1 <input type="checkbox"/> 18" below sprinkler heads 10.19.3.2	STORAGE (continued) <input type="checkbox"/> Aisle width maintained 34.7.3.3.1, 34.7.3.3.2 <input type="checkbox"/> Oily rags, properly stored/disposed 16.2.2.3 <input type="checkbox"/> Combustible waste material properly stored 19.1.2, 19.1.3 FLAMMABLE/COMBUSTIBLE LIQUIDS <input type="checkbox"/> Proper storage/dispensing 66.18 <input type="checkbox"/> No sources of ignition 66.6.5.4.1 <input type="checkbox"/> Adequate ventilation 66.9.14 <input type="checkbox"/> Proper electrical equipment/wiring 66.7.3.1 UTILITY MECHANICAL HVAC EQUIPMENT <input type="checkbox"/> Adequate clearances from appliances 34.4.2.4 <input type="checkbox"/> Clean ducts & filters 4.5.8 FIRE EXTINGUISHERS <input type="checkbox"/> Readily accessible/suitable location 13.6.8.1.3.1, 13.6.8.1.3.2 <input type="checkbox"/> Proper type 13.6.7.1, 13.6.8.1.1 <input type="checkbox"/> Routine inspection & labeling 13.6.9.2.12 <input type="checkbox"/> Visible, no obstruction 13.6.8.1.3.3.1 <input type="checkbox"/> Properly serviced / maintained 13.6.9.1.1 Last Service Date: _____ HAZARDOUS MATERIALS <input type="checkbox"/> Proper quantities 60.1.3.1 <input type="checkbox"/> Proper storage/dispensing 60.4.1.1, 60.5.1.4.2.2 <input type="checkbox"/> Proper separation/compatibility 60.5.1.12.1 <input type="checkbox"/> Marking/identification system (NFPA 704) 60.5.1.8.2 <input type="checkbox"/> Compressed gas cylinders secured 63.3.1.8.4 MISCELLANEOUS <input type="checkbox"/> No smoking ss.101.123 SPRINKLER SYSTEMS <input type="checkbox"/> Controls readily accessible 13.7.1.4.13 <input type="checkbox"/> Valves locked, open, or supervised 13.4.3.1	SPRINKLER SYSTEMS (continued) <input type="checkbox"/> Properly serviced & maintained 13.3.3.1 <input type="checkbox"/> Heads in good condition 13.3.3.5.1.8 <input type="checkbox"/> Wrench/spare heads present 13.3.3.5.1 <input type="checkbox"/> Central station monitoring provided 13.3.1.7.1 Last Date inspected, tested: _____ FIRE ALARM EQUIPMENT <input type="checkbox"/> Smoke/heat detectors properly maintained 13.7.1.2 <input type="checkbox"/> Pull stations properly maintained 13.7.1.4.8.3 <input type="checkbox"/> Alarm equipment serviced/maintained 13.7.4.4.1 <input type="checkbox"/> Tests/drills conducted 13.7.1.4.3, 13.7.3.1.1.2 Date inspected, tested: _____ <input type="checkbox"/> Carbon monoxide alarms (R occupancies) ss. 101.149 OTHER FIRE PROTECTION EQUIPMENT <input type="checkbox"/> Standpipe/hose condition good 13.2.3.1 <input type="checkbox"/> Hood extinguishing system/fuel shutoff present 50.4.6.1 <input type="checkbox"/> Hood extinguishing system serviced 50.5.2.3 Last Date system serviced: _____ <input type="checkbox"/> Hood properly cleaned/maintained 50.5.6.1 <input type="checkbox"/> Cooking equipment maintenance 50.5.7.1 ELECTRICAL <input type="checkbox"/> Panels/appliances/features in good condition 11.1.1 <input type="checkbox"/> Clear access to electrical panel 11.1.9.2 <input type="checkbox"/> Covers present, condition good 11.1.10 <input type="checkbox"/> Overcurrent protection present 11.1.3 <input type="checkbox"/> Proper use of wiring, connections & equipment 11.1.2 <input type="checkbox"/> Extension cords used properly, condition good 11.1.7.6 <input type="checkbox"/> Power strips, taps, listed & in good condition 11.1.6.1 <input type="checkbox"/> Photovoltaic system shut-off present, marked 11.12.2.1.1 <input type="checkbox"/> Elevator access, operation & testing 11.3.4, 11.3.4.2 Last Test Date: _____
---	--	---

Correction order: Pursuant to section 101.14 Wis. Stats. you are hereby ordered to correct the items marked or listed, by the compliance date.
Right to Appeal: An appeal to any orders must be submitted in writing within 10 days of the date of the order to:
Petition for Variance: The department may grant a variance to a provision of ch. SPS 314 Wis Admin Code in accordance with ch. SPS 303.

☐ No violations observed during this inspection. ☐ Violations observed during this inspection were corrected while inspector on site.

A COPY OF THIS NOTICE WILL BE KEPT ON FILE IN THE OFFICE OF THE FIRE INSPECTOR FOR FURTHER ACTION
Personal information you provide may be used for secondary purposes (Privacy Law, s. 15.04 (1)(m)).

OWNER/OCCUPANT/AGENT/MANAGER REPRESENTATIVE _____

INSPECTING OFFICER/FIRE DEPARTMENT _____

Pros: Checklists provide a ready reminder of what to look for during a fire prevention visit

Cons: Sometimes not enough room to write location and recommended corrective actions.

Citing Codes

- Clarity of Order
 - Should include code citation
 - Should provide some sort of recommended corrective actions
 - Provides Correction date for correction
- Order vs. Advisory Note
 - Not a violation, a reminder to something to do.

Code Citation

- Wisconsin State Statutes, Chapter 101.14
- Wisconsin Department of Safety and Professional Services SPS 314.01(12) Penalties
- Fire Code Enforcement 2012 NFPA 1: 1.6
- Code verbiage
- Recommended Corrective Action
- Compliance Date

Violation Examples:

Exit Obstructed by Product

§ 101.14 Wi Stats; SPS 314.001;

2012 NFPA 1: 14.4.2.1

No furnishings, decorations or other objects shall obstruct exits, access thereto, egress therefrom, or visibility thereof. (2012 NFPA 101: 7.1.10.2.1)

The rear exit door is obstructed by product. Make sure that immediately after delivery all stock is arranged so as to maintain the exit readily accessible

Compliance: By end of business day.

Exit Obstructed by Product

§ 101.14 Wi Stats.; SPS 314.001;

2012 NFPA 1: 14.4.1

Obstructions. A means of egress shall be free from obstructions that would prevent its use, including the accumulation of snow and ice

The rear exit door is obstructed by product. Make sure that immediately after delivery all stock is arranged so as to maintain the exit readily accessible


Compliance: By end of business day.



2012 NFPA 1

“14.4.1 Means of egress shall be continuously maintained free of all obstructions or impediments to full instant use in the case of fire or other emergency”

Rear exit pathway. Remove all materials from stairs and in front of door. Maintain this area free of any and all obstructions at all times.




**2011 NEC 70 314.25
Covers and Canopies.** In completed installations, each box shall have a cover, faceplate, lamp holder, or luminaire canopy, except where the installation complies with 410.24(B).

South wall in mechanical area. Properly install electrical outlet in junction box so that box is properly covered.

2011 NEC 400.8 Uses Not Permitted. Unless specifically permitted in 400.7, flexible cords and cables shall not be used for the following:

- (1) As a substitute for the fixed wiring of a structure
- (2) Where run through holes in walls, structural ceilings, suspended ceilings, dropped ceilings, or floors
- (3) Where run through doorways, windows, or similar openings
- (4) Where attached to building surfaces
- (5) Where concealed by walls, floors, or ceilings or located above suspended or dropped ceilings
- (6) Where installed in raceways, except as otherwise permitted in this Code
- (7) Where subject to physical damage



Above grinding machine in back maintenance area. Provide proper electrical supply for appliance and discontinue use of extension cords.



Rear of building. Relocate dumpsters so that the sprinkler valves are always accessible.

All automatic fire sprinkler system shall be inspected tested and maintained in accordance with NFPA 25.

2011 NPFA 25: 12.3.2.2 the valve inspection shall verify that the valves are in the following condition:

- (1) Normal position
- (2) Properly sealed, locked
- (3) Accessible



All automatic fire sprinkler system shall be inspected tested and maintained in accordance with NFPA 25.

2012 NPFA 25: 12.3.2.2 the valve inspection shall verify that the valves are in the following condition:

- (1) Normal position
- (2) Properly sealed, locked
- (3) Accessible

Sprinkler Controls on West Side of Building. Remove trees from around and through sprinkler controls. Remove tree stump to keep this from reoccurring and have sprinkler contractor exercise controls to ensure they work properly. Provide written documentation of contractor activity.



All automatic fire sprinkler systems shall be inspected, tested and maintained in accordance with NFPA 25.

2011 NFPA 25: 5.2.1.2
Unacceptable obstructions to spray patterns shall be corrected.

2010 NFPA 13: 8.5.6.1 The clearance between the deflector and the top of storage shall be 18-in.

Rear storeroom. Reduce storage height to ensure that no items are closer than 18-inches to the sprinkler head deflector. Mark the outside wall and rack supports to identify maximum storage height.

Recommended Corrective Actions

- Clarity
 - Specific yet variable
 - Exit Lights
 - Replace bulb(s), repair or replace fixture as necessary to meet requirements of code that the fixture is illuminated at all times.
 - Action Plan
 - Storage height
 - Provide detailed plans for rearrangement of storage to include lowering the top shelf so as to maintain the 24-inch clearance to ceiling.

Order(s) / Order Follow-up

- Orders to Correct
 - To occupant
 - To building owner
- Appeals Process
 - To whom and how long to initiate appeals process.
 - Typically local municipalities do not have any ordinances to support an appeal. If they have their own court system they may have an appeals policy in place.

Order Follow-up

- Follow-up visit is needed to verify compliance
- If not corrected issue notice of non-compliance
 - Take a second picture if needed
 - Note date of visit for record
- This is a **Second Notice**, not a second order
- Time frame is typically 15 days
- Notice should state that continuing violations shall be referred and a citations may be issued.

Warning Notice may serve as the safety order when items have not been corrected after the primary visit's Correction date.

TOWN OF FIRE DEPARTMENT
Fire Prevention Bureau

October 21, 2004

WARNING NOTICE

An inspection on **September 16, 2004** revealed the following violations at the business noted above. A follow-up visit indicated that the violations continue to exist.

Town Fire Prevention Code 5.08(12) "Whenever any inspector, in the course of any routine or special fire prevention visit find any violation of any enforceable codes, he/she shall order the same to be remedied in an approved manner, and such order to comply shall be served upon the owner or occupant of such premises or building. Any owner or occupant failing to comply with such order within 30 days after the service of the said order shall be liable to penalties as hereinafter provided.

You are hereby notified to remedy the conditions as stated below **IMMEDIATELY** from the date of service of this notice or show cause why you should not be required to do so. If the violations are not corrected forthwith and the same conditions exists and no cause aforesaid be shown, such further action will be taken as the law requires. A written action plan must be provided to the Fire Department official listed below within five (5) business days of date of service of this WARNING.

Failure to accomplish compliance, provide written explanation of why the violations have not been corrected, or a written timetable of when they will be corrected, will result in the issuance of a citation.

The citation requires a mandatory court appearance and a base fine in the amount of \$288.00.

A reinspection will be conducted on or about **October 16, 2004.** to verify compliance of the below violations.

If you have any questions, please do not hesitate to contact the undersigned.

Code Reference IFC 901.6 INSP, TEST & MAINT

Visit Date 09/16/2004

Violation/Hazard and/or Recommended Corrective Action

FIRE EXTINGUISHER IN BREAKROOM WAS MISSED IN AUG. FOR 1 YR. SERVICING.

Fire detection, alarm and extinguishing systems shall be maintained in an operative condition at all times, and shall be replaced or repaired where defective. Nonrequired fire protection systems and equipment shall be inspected, tested and maintained or removed.

At least once each year, the inspection, testing and maintenance activities for automatic fire sprinklers systems specified in NFPA 25, shall be conducted by a person having the applicable credential as specified in Commerce Chapter 5.

Correction Order

Also provides information regarding appeals process.



TOWN OF

FIRE DEPARTMENT

Municipal Court Citation

October 21, 2004

Our records indicate you are the responsible person of the above referenced property. The attached citation is a result of the lack of action on your or your representatives part to correct violations of the Fire Prevention Code.

The violations must still be addressed, and the attached citation addresses the fire prevention visit as a whole not individual citations for each violation. Citations may be issued for each violation each day the violation exists.

The specific violations are provided below with recommended corrective actions that are necessary. Failure to take the appropriate actions will result in additional citations being issued.

Deputy Fire Chief
Fire Marshal

Outstanding Code Violations

Date Identified

IFC 315 MISCELLANEOUS COMBUSTIBLE MATERIALS STORAGE

06/17/2004

Violation carried over from inspection on 05/03/2004

CURRENTLY BIKES STORED UNDER STAIRS. NO STORAGE IS ALLOWED UNDER STAIRS.

10/21/2004

An Internationally Accredited Agency

Page 1



TOWN OF

FIRE DEPARTMENT

Municipal Court Citation

October 21, 2004

Outstanding Code Violations

Date Identified

5.08(3) Ordinance Violation

06/17/2004

It shall be unlawful for any person to violate this ordinance, to permit to maintain such a violation, to refuse to obey any provisions thereof, or to fail or refuse to comply with any such provisions or regulations except as variation may be allowed by the action of the Fire Marshal in writing. Proof of such unlawful act or failure shall be deemed prima facie evidence that such act is that of the owner or other person in control of the premises. Prosecution or lack thereof of either the owner, occupant, or the person in charge shall not be deemed to relieve any of the others.

Outstanding Code Violations

Date Identified

5.08(12) Compliance Order

06/17/2004

Whenever any inspector, as defined above, during the course of any routine or special fire prevention visit finds any violations of any enforceable codes, he/she shall order the same to be remedied in an approved manner, and such order to comply shall be served upon the owner or occupant of such premises or buildings. Any owner or occupant failing to comply with such order within 30 days after the service of the said order shall be liable to penalties as hereinafter provided. (a) The service of any such order may be made upon the occupant of the premises to whom it is directed, either by delivering a copy of same to such occupant personally or by delivering the same to and leaving it with any person in charge of the premises, or in case no such person is found upon the premises, by affixing copy thereof in a conspicuous place on the door to the entrance of said premises. Whenever it may be necessary to serve such an order upon the owner of the premises, such an

10/21/2004

An Internationally Accredited Agency

Page 2

Local Citation – Includes local code section for authority to cite as well as outstanding violation from fire prevention visit.

Referral Process

- Verify property ownership - tax roll or check deed
- Copy every document, including notes and telephone logs
- More importantly take and include pictures
- Documents should be put in chronological order (Letter of events)
- Send document package to your local attorney or Fire Prevention Coordinator.

Referral Process continued

- The Fire Prevention Coordinator will visit the property to make sure it is still out of compliance. The Coordinator may also try to resolve the order before referring it on.
- If the Coordinator cannot resolve the order it will be referred to the local DA or Attorney General for compliance.



Inspection Warrant



Right to Entry

- **§ 101.02 (15)(g)** Wi Stats. The secretary or any deputy of the department may enter any place of employment or public building, for the purpose of collecting facts and statistics, examining the provisions made for the health, safety and welfare of the employees, frequenters, the public or tenants therein and bringing to the attention of every employer or owner any law, or any order of the department, and any failure on the part of such employer or owner to comply therewith. No employer or owner may refuse to admit the secretary or any deputy of the department to his or her place of employment or public building.

**COME BACK
WITH A
WARRANT**

§ 66.0119 Wi Stats.

Special Inspection Warrant


- 1.(a) “Inspection purposes” includes such purposes as building, housing, electrical, plumbing, heating, gas, fire, health, safety, environmental pollution, water quality, waterway, use of water, food, zoning, property assessment, meter and obtaining data required to be submitted in an initial site report or feasibility report, or an environmental impact statement related to one of those reports.
“Inspection purposes” also includes purposes of obtaining information by or on behalf of the public service commission.

Process

- Refused entry or occupant asks you leave an inspection before completion.
- Explain to occupant that you have the right to conduct the inspection if they are “open and operating”.
- If they still refuse, indicate that you will obtain an inspection warrant.
- Per § 66.0119 Wi Stats., Special inspection warrants can be issued by circuit court judges and municipal court judges.



Fire Inspector Certification



When do you need certification?

New Construction

Remodel

Upgraded Systems



Statutory Requirements (Act 270)

- § 101.14(4r) Wi Stats.
- (b) A person may perform inspections of fire detection, prevention, and suppression devices being installed during the construction or alteration of, or the addition to, public buildings and places of employment only if he or she has received certification as an inspector from the department.

DSPS Certification

Per Wis. Admin. Code SPS 305.627, no person may perform inspections of fire detection, prevention and suppression devices being installed during the construction or alteration of, or the addition to, public buildings and places of employment unless the person holds a certification issued by the Department as a certified Fire Detection, Prevention and Suppression Inspector.

- A person who inspects fire detection, prevention and suppression devices as a certified Fire Detection, Prevention and Suppression Inspector shall:
- Maintain a record of the inspections made including the dates and the findings of the inspections;

DSPS Certification

- Provide a copy of the inspection report to the property owner or his or her agent;
- Make available to the department upon request inspection records;
- Maintain his or her certification at all times during which he or she is certified as a Fire Detection, Prevention and Suppression Inspector.

Accepted Certifications

A Fire Inspector shall submit evidence that they hold one of the following certifications:

- *NFPA 1031 standard-based programs with Pro Board accredited Fire Inspector I certification
- * International Fire Service Accreditation Congress (IFSAC) accredited Fire Inspector I certification
- *National Fire Protection Association (NFPA) Fire Inspector I certification
- *International Code Council (ICC) Fire Inspector I certification
- *NICET) Inspection and Testing of Fire Alarm Systems Level 1 or Level 2 certification
- *Current Wisconsin Commercial Building Inspector certification.

How to Apply

- Go to: DSPS.wi.gov
- Click on: Professions
- Scroll down to Fire Detection, Prevention and Suppression Inspector
- Under Application for License choose: Form 3160- Application for Fire Detection, Prevention and Suppression Inspector
- Follow on line instructions

Websites

- dsps.wi.gov
 - Programs/A-Z Program List/Fire Prevention (2% Dues) (NFIRS)
- www.nfpa.org
 - Create a free user account to view NFPA codes.

Fire Prevention Contacts Information

District 1

Rick Sommerfeld

715-944-4114 (Cell)

richard.sommerfeld@wi.gov

District 3

Carl Frisque

920-366-2469 (Cell)

carl.frisque@wi.gov

District 2

Mike Fehrenbach

608-575-0179 (Cell)

mike.fehrenbach@wi.gov

District 4

Gary Peck

608-575-3293 (Cell)

gary.peck@wi.gov



Office Program Associate

Sarah Brown, (715) 634-4013

sarah2.brown@wisconsin.gov

Fire Prevention Program Supervisor

Bradley Johnson (920) 492-5605

Brad.Johnson@wisconsin.gov

Thank You!

Questions

