

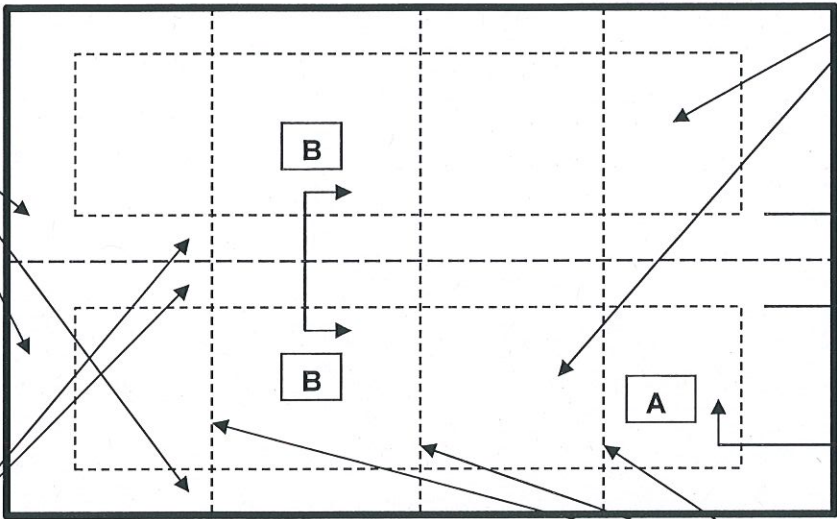
State of Wisconsin acceptable slab on grade for pier supported manufactured home produced on or after April 1, 2007 [per SPS 321.40 (1)]

Plan View

Thickened slab edge 10" wide x 10" deep with reinforced 2 #4's

6" slab reinforced slab with 6" x 6" x W 1.4 x W 1.4 (10 Ga. by 10 Ga.) wire mesh

Thickened slab centered under mating line - 20" wide by 10" deep reinforced with 2 #4's

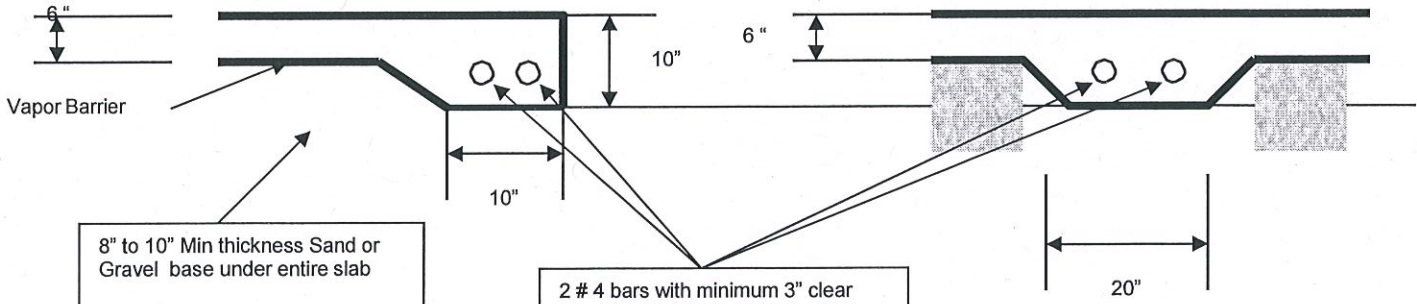


These thickened slab sections are required for multi-section units but not required for a single section unit.

Saw Cut Control Joint



6" x 6" W 1.4 x W 1.4 (10 Ga. X 10 Ga) Wire mesh to be minimum 3" clear on bottom of slab & minimum 2" clear on top. Lapped at least 12"




8" to 10" Min thickness Sand or Gravel base under entire slab

2 # 4 bars with minimum 3" clear from outside of concrete on sides and bottom; 1 1/2" clear between bars. Except at corners, shall be overlapped at least 24".

Section A-A

Section B-B

Note: Perimeter insulation is NOT required.



Limitations:

1. Minimum 3,000 psi concrete. [24 CFR 3285.312(a)(1)(ii)]
2. Rebar and mesh at least grade 40.
3. Soil bearing capacity at least 2,000 psf. [SPS 321.40 (2) (b) 2.] The soil bearing capacity shall be determined through test by a pocket penetrometer or other means of analysis. If the soil bearing capacity under each intended pier location is less than 2000 pounds per square foot, piers shall be located in accordance with the manufacturer's instructions. [SPS 321.40(1)(j).] This is a department requirement in addition to the requirements in 24 CFR 3285.202(a): Where a community-wide soil test does not exist and a soil test is required by this chapter, such as for a proposed frost-free-foundation design, the test shall be conducted to determine the soils in the entire community rather than at an individual site.
4. Placed on undisturbed soil. May not be placed on unprepared fill material, organic soil, alluvial soil, mud, or frozen soil. [SPS 321.40 (2) (b) 1. and 24 CFR 3285.312(a)]
5. 8 to 10" of clean, graded sand, gravel, or crushed stone base in clay soils. [SPS 321.20 (2) with added thickness to resist frost.] Compaction of sand, etc., should be 95% of modified Proctor.
6. 6 mil vapor retarder overlapped 12 inches and sealed. [24 CFR 3285.204]
7. Maximum pier spacing of 7 feet with max. load per pier of 5,300 lbs. when placed on 6" thick slab. [SPS 321.40 (2) (b) 10. and 24 CFR 3285.310]
8. Maximum load per pier of 11,900 lbs. at mating line when centered on the 20" W. X 10" D. thickened slab, Section B-B, reinforced with 2 - #4 bars. Individual pier footings at mating line meeting sizing requirements in 24 CFR 3285 Table to 3285.312 may be used in lieu of continuous thickened slab. [24 CFR 3285.312(c)]
9. Site shall drain away from the home per SPS 321.12. Ensure drainage of sand fill zone so that any clay does not cause water to pool under the slab.
10. The water table may not be above the frost penetration depth, i.e. at least 4 feet below grade. [SPS 321.16 (1) (a)]
11. Saw cut joints in slab so that sections are approximately square. (Example: 16' by 76' slab = 4 segments.)
12. Anchors and tie-downs per manufacturer's requirements.

