



VIRTUAL/TELECONFERENCE
MASS TIMBER TASK FORCE
Virtual, 4822 Madison Yards Way, Madison
Contact: Brad Wojciechowski (608) 266-2112
January 12, 2024

The following agenda describes the issues that the Task Force plans to consider at the meeting. At the time of the meeting, items may be removed from the agenda. Please consult the meeting minutes for a record of the actions of the Task Force.

AGENDA

10:00 A.M.

OPEN SESSION – CALL TO ORDER – ROLL CALL

- A. Adoption of Agenda (1-2)**
- B. Approval of Minutes of December 11, 2023 (3)**
- C. Introductions, Announcements and Recognition**
- D. Reminders: Scheduling Concerns**
- E. Administrative Matters**
 - 1) Department, Staff and Task Force Updates
 - 2) 2024 Meeting Dates (4)
 - 3) Annual Policy Review (5-7)
 - 4) Election of Chairperson
- F. Administrative Rules Matters – Discussion and Consideration**
- G. Alternative Procedures for Design of Mass Timber Tall Buildings – Discussion and Consideration (8)**
 - 1) Developing Content for Alternative Procedures for Mass Timber Guidebook (9-40)
 - 2) ICC Performance Code for Buildings and Facilities Review
 - 3) Relating Mass Timber to Other Alternative Building Procedures
- H. Public Comments**

ADJOURNMENT

NEXT MEETING: MARCH 21, 2024

MEETINGS AND HEARINGS ARE OPEN TO THE PUBLIC, AND MAY BE CANCELLED WITHOUT NOTICE.

Times listed for meeting items are approximate and depend on the length of discussion and voting. All meetings are held virtually unless otherwise indicated. In-person meetings are typically conducted at 4822 Madison Yards Way, Madison, Wisconsin, unless an alternative location is listed on the meeting notice. In order to confirm a meeting or to request a complete copy of the board's agenda, please visit the Department website at <https://dsps.wi.gov>. The board

may also consider materials or items filed after the transmission of this notice. Times listed for the commencement of disciplinary hearings may be changed by the examiner for the convenience of the parties. Requests for interpreters for the hard of hearing, or other accommodations, are considered upon request by contacting the Affirmative Action Officer , or reach the Meeting Staff by calling 608-267-7213.

**VIRTUAL/TELECONFERENCE
MASS TIMBER TASK FORCE
MEETING MINUTES
DECEMBER 11, 2023**

PRESENT: Justin Gavin (*arrived 10:43 a.m.*), Laura Hasburgh, Jordan Komp, Marco Lo Ricco, Michael Mazmanian, Richard Paur, Erich Roden

EXCUSED: Jason Korb, Alexander Timmer

STAFF: Brad Wojciechowski, Executive Director; Joseph Ricker, Legal Counsel; Tracy Drinkwater, Board Administration Specialist; and other Department Staff

CALL TO ORDER

Richard Paur, Chairperson, called the meeting to order at 10:04 a.m. A quorum was confirmed with six (6) members present.

ADOPTION OF AGENDA

MOTION: Michael Mazmanian moved, seconded by Laura Hasburgh, to adopt the Agenda as published. Motion carried unanimously.

APPROVAL OF MINUTES OF OCTOBER 25, 2023

MOTION: Erich Roden moved, seconded by Marco Lo Ricco, to approve the Minutes of October 25, 2023 as published. Motion carried unanimously.

Jordan Komp left 11:26 a.m.

ADJOURNMENT

MOTION: Laura Hasburgh moved, seconded by Erich Roden, to adjourn the meeting. Motion carried unanimously.

The meeting adjourned at 11:33 a.m.

**MASS TIMBER TASK FORCE
2024 Meeting Dates**

Meeting Date		<i>Start time</i>	Agenda item deadline
Friday, January 12, 2024	Virtual	<i>9:00 AM</i>	12/19/2023
Thursday, March 21, 2024	Virtual	<i>9:00 AM</i>	3/11/2024
Tuesday, June 11, 2024	Virtual	<i>9:00 AM</i>	5/30/2024
Tuesday, September 10, 2024	Virtual	<i>9:00 AM</i>	8/28/2024

**State of Wisconsin
Department of Safety & Professional Services**

AGENDA REQUEST FORM

1) Name and title of person submitting the request: Brenda Taylor, Board Services Supervisor		2) Date when request submitted: 12/14/2023	
3) Name of Board, Committee, Council, Sections: All Boards			
4) Meeting Date: First Meeting of 2024	5) Attachments: <input checked="" type="checkbox"/> Yes	6) How should the item be titled on the agenda page? Annual Policy Review	
7) Place Item in: <input checked="" type="checkbox"/> Open Session	8) Is an appearance before the Board being scheduled? <input checked="" type="checkbox"/> No	9) Name of Case Advisor(s), if applicable: N/A	
10) Describe the issue and action that should be addressed:			
<p>Please be advised of the following Policy Items:</p> <ol style="list-style-type: none"> 1. In-Person Meeting Policy: Depending on the frequency of Board meetings, a Board may be allowed a certain number of in-person meetings. <ul style="list-style-type: none"> • 4-5 Meetings per year = 1 in-person opportunity • 6-8 Meetings per year =2 in-person opportunities • 12 Meetings per year = 4 in-person opportunities 2. Attendance/Quorum: Thank you for your service and commitment to meeting attendance. If you cannot attend a meeting or have scheduling conflicts impacting your attendance, please let us know as soon as possible. Timely notification is appreciated as a quorum is required for Boards, Sections, and Councils to meet pursuant to Open Meetings Law. 3. Walking Quorum: Board/Section/Council members must not collectively discuss the body’s business outside a properly noticed meeting. Should several members of a body do so, the members could be violating the open meetings law. 4. Mandatory Training: All Board Members must complete Public Records and Ethics Training, annually. 5. Agenda Deadlines: Please communicate agenda topics to your Executive Director before the agenda submission deadline at 12:00 pm, 8 business days prior to a meeting. (Attachment: Timeline of a Meeting) 6. Travel Voucher Submissions: Please submit all Reimbursement claims to DSPTS within 30 days of the close of each month in which expenses are incurred. (Attachment:Travel Voucher Example) 7. Lodging Accommodations/Hotel Cancellation Policy: Lodging accommodations are available to eligible members. Standard eligibility: the member must leave home before 6:00 am to attend a meeting by the scheduled start time. <ol style="list-style-type: none"> a. If a member cannot attend a meeting it is their responsibility to cancel their reservation within the applicable cancellation timeframe. b. If a meeting is changed to occur remotely, is canceled, or rescheduled, DSPTS staff will cancel or modify reservations as appropriate. 8. Inclement Weather Policy: In the event of inclement weather, the DSPTS may change a meeting from an in-person venue to hosted as virtual/teleconference only. 			
11)		Authorization	
<i>Brenda Taylor</i>		<i>12/14/2023</i>	
<p>Directions for including supporting documents:</p> <ol style="list-style-type: none"> 1. This form should be saved with any other documents submitted to the Agenda Items folders. 2. Post Agenda Deadline items must be authorized by a Supervisor and the Policy Development Executive Director 			

Timeline of a Meeting

8 business days prior to the meeting: All agenda materials are due to the Department by 12:00 pm, 8 business days prior to the meeting date.

7 business days prior to the meeting: The draft agenda page is due to the Executive Director. The Executive Director transmits to the Chair for review and approval.

5 business days prior to the meeting: The approved agenda is returned to the Board Administration Specialist for agenda packet production and compilation.

4 business days prior to the meeting: Agenda packets are posted on the DSPS Board SharePoint site and on the Department website.

Agenda Item Examples:

- Approval of the Agenda and previous meeting Minutes
- Open Session Items
 - Public Hearings (relating to Administrative Rules)
 - Administrative Matters
 - Legislation and Policy Matters
 - Administrative Rules Matters
 - Credentialing Matters
 - Education and Exam Issues
 - Public Agenda Requests
 - Current Issues Affecting the Profession
 - Public Comments
- Closed Session items
 - Deliberations on Proposed Disciplinary Actions
 - Stipulations
 - Administrative Warnings
 - Case Closings
 - Monitoring Matters
 - Professional Assistance Procedure (PAP) Issues
 - Proposed Final Decisions and Orders
 - Orders Fixing Costs/Matters Relating to Costs
 - Credentialing Matters
 - Education and Exam Issues

Thursday of the Week Prior to the Meeting: Agendas are published for public notice on the Public Notices and Meeting Minutes website: publicmeetings.wi.gov.

1 business day after the Meeting: "Action" lists are distributed by staff detailing board actions on closed session business.

5 business days after the Meeting: "To Do" lists are distributed to staff to ensure that board decisions are acted on and/or implemented within the appropriate divisions in the Department. Minutes approved by the board are published on the the Public Notices and Meeting Minutes website: publicmeetings.wi.gov.

Travel Voucher

Staple Receipts Face Up On Backside

For Agency Use Only

Safety & Professional Services						Emp ID 100012345 Z					
Department/ Division <u>Example Examining Board</u>						Address 2424 Happy Road					
State Officer/Employee Name <u>Mary Sunshine</u>						City Pleasant Prairie State WI Zip-Code 53158					
Mo/Yr <u>From/To:</u>											

FY	FUND	BUSINESS UNIT	DEPART	APPR CLASS	OBJECT	PROJECT			BALANCE SHEET ACCT	REPORTING CATEGORY	PROJECT NUMBER	AMOUNT	
												DEBIT	CREDIT
TOTALS													

Official Business		Travel Points		HDQS-TIME		Personal Vehicle Miles	Lodging	Meals, including tips			Other Allowable Expenses		Total Allowable Expenses	
Date	Purpose of Trip	From	To	Depart	Return			Morning	Noon	Evening	Item	Amount	Taxable	Non-Taxable
	Board Meeting	Home base	Madison	Report times you left and returned home if meals are claimed			P-card	\$9.00	\$11.00	\$21.00			Report meal cost here if there is NO overnight stay.	Report meal cost here if there IS an overnight stay.
You must identify the purpose of your trip.							Enter "P-card" when hotel is provided by DSPS	Maximum in-state amounts						
								\$10.00	or \$15.00	\$25.00				
								Maximum out-of-state amounts						
								Must leave home before 6:00 a.m.	Must leave home before 10:30 a.m.	Must return home after 7:00 p.m.				
										and return home after 2:30 p.m.				
LEGEND:		Board Member MUST fill in these areas												

*Item billed directly to the state agency

Sub-Totals													
											Mileage Costs		
							Miles at	0.510 cents/mile			Totals		
											Total Expenditure		
											Less Travel Advance		
											Net Amount Due		

Claimant's Statement § 16.53 Wisconsin Statutes

I declare, under penalties, that all claimed travel expenses are true and correct and are in conformity with Wisconsin statute 16.53 and related agreements. This claim represents reasonable and actual expenses necessarily incurred by me personally in the performance of official duties and no portion was previously reimbursed to me by the State or any other source.

I certify that all expenses on this voucher conform to statutory, departmental or applicable collective bargaining provisions, and were necessary in the official performance of duties required by the State Expenditures are determined to be reasonable and proper, and that sufficient funds are available to pay this claim.

Date _____ Claimant's Signature _____

I certify that this travel claim is reasonable, proper, and in conformity with applicable statutes, travel schedule amounts, and/or collective bargaining agreements.


Agency Head or Authorized Representative _____

Date _____ Supervisor's Signature _____

Audited in accordance with S. 16.53 Wisconsin Statutes and allowed by the provisions of chapter 20.

**State of Wisconsin
Department of Safety & Professional Services**

AGENDA REQUEST FORM

1) Name and title of person submitting the request: Brad Wojciechowski, Executive Director		2) Date when request submitted: 12/19/2023 <small>Items will be considered late if submitted after 12:00 p.m. on the deadline date which is 8 business days before the meeting</small>	
3) Name of Board, Committee, Council, Sections: Choose an item. Mass Timber Task Force			
4) Meeting Date: 1/12/2024	5) Attachments: <input checked="" type="checkbox"/> Yes <input type="checkbox"/> No	6) How should the item be titled on the agenda page? Alternative Procedures for Design of Mass Timber Tall Buildings – Discussion and Consideration 1) Developing Content for Alternative Procedures for Mass Timber Guidebook 2) ICC Performance Code for Buildings and Facilities Review 3) Relating Mass Timber to Other Alternative Building Procedures	
7) Place Item in: <input checked="" type="checkbox"/> Open Session <input type="checkbox"/> Closed Session	8) Is an appearance before the Board being scheduled? <i>(If yes, please complete Appearance Request for Non-DSPS Staff)</i> <input type="checkbox"/> Yes <Appearance Name(s)> <input checked="" type="checkbox"/> No	9) Name of Case Advisor(s), if applicable: <Click Here to Add Case Advisor Name or N/A>	
10) Describe the issue and action that should be addressed: <Click Here to Add Description>			
11) Authorization			
		12/19/2023	
Signature of person making this request		Date	
Supervisor (Only required for post agenda deadline items)		Date	
Executive Director signature (Indicates approval for post agenda deadline items)		Date	
Directions for including supporting documents: 1. This form should be saved with any other documents submitted to the Agenda Items folders. 2. Post Agenda Deadline items must be authorized by a Supervisor and the Policy Development Executive Director. 3. If necessary, provide original documents needing Board Chairperson signature to the Bureau Assistant prior to the start of a meeting.			

An Alternate Procedure for the Design and Permitting of (Tall) Mass Timber Buildings

3-23-2023

**An Alternative Procedure for the Design and Permitting of (Tall) Mass Timber Buildings
2023 Edition**

A consensus document developed by the Wisconsin Mass Timber Task Force

Task Force Active Members:

Richard Paur, Chairperson

Justin Gavin

Wisconsin Department of Safety and Professional Services Representative

Laura E. Hasburgh

Jordan T. Komp

Jason P. Korb

Marco T. Lo Ricco

Michael C. Mazmanian

Erich J. Roden

Alexander R. Timmer

DRAFT

DRAFT




TABLE OF CONTENTS - DRAFT

IDEA: Add F&Q section, Mechanical Section

Goal: Give guidance or direct to where the reader can find it

1. Intent, Scope and Justification
 - 1.1 Intent
 - 1.2 Scope
 - 1.2 Justification
- 2 Permitting and Variance Process
 - 2.1 Introductory Meeting
 - 2.2 Process Approval
 - 2.3 Petition for Variance
 - 2.4 Permit Documents
 - 2.5 Permit Approval
- 3 Analysis, Design, and Detailing
 - 3.1 Structural Design *MLR*
 - 3.2 Fire-Resistance Requirements *LH*
 - 3.2.1 Minimum Fire-Resistance Ratings (FRR's)
 - 3.2.2 Mass Timber FRR Validation
 - 3.2.2.1 Char Method
 - 3.2.2.2 Non-Combustible Protection
 - 3.2.2.3 Fire Testing/Certification Requirements
 - 3.2.3 Exposure
 - 3.2.4 Additional Recommendations
 - 3.3 Fire Engineering Consultant *LH*
 - 3.4 Peer Review *LH*
 - 3.4.1 Qualifications and selection
 - 3.4.2 Peer review scope
- 4 Construction and Post Occupancy
 - 4.1 During Construction** *IDEA: what inspectors look for, methodology of inspection*
 - 4.1.1 Special Inspections

4.2 Post Occupancy

5 Closing Remarks

DRAFT

[IDEA: Intro to mass timber as a construction method \(American Wood Council for help\)](#)

About the Mass Timber Task Force

The Mass Timber Task Force was created under Wis. Stat. § 227.13 to advise the Department and the Commercial Building Code Council on matters relating to development of mass timber guidelines.

The agency utilized informal conferences and consultations to obtain the viewpoint and advise of interested persons with respect to contemplated rule making. The agency appointed a committee of experts, interested persons or representatives of the public to advise it with respect to any contemplated rule making. The committee shall have advisory powers only.

Members:

Paur, Richard (Chairperson)

Hasburgh, Laura

Komp, Jordan

Korb, Jason

Lo Ricco, Marco

Mazmanian, Michael

Roden, Erich

Timmer, Alexander


Gavin, Justin

~~*[A]104.11 Alternative materials, design and methods of construction and equipment.
The provisions of this code are not intended to prevent the installation of any material or to prohibit any design or method of construction not specifically prescribed by this code, provided that any such alternative has been approved. An alternative material, design or method of construction shall be approved where the building official finds that the proposed design is satisfactory and complies with the intent of the provisions of this code, and that the material, method or work offered is, for the purpose intended, not less than the equivalent of that prescribed in this code in quality, strength, effectiveness, fire resistance, durability and safety. Where the alternative material, design or method of construction is not approved, the building official shall respond in writing, stating the reasons why the alternative was not approved.*~~

~~*[A]104.11.1 Research reports.*~~

~~*Supporting data, where necessary to assist in the approval of materials or assemblies not specifically provided for in this code, shall consist of valid research reports from approved sources.*~~

DRAFT



1. Intent, Scope, and Justification

1.1 Intent

The intent of the guidebook is to provide a framework for design professionals to work with permitting officials to facilitate the approval of (tall) Mass Timber structures, utilizing a performance-based design approach. The alternative design methods and materials described in this guidebook must provide, at a minimum, an equivalent level of quality, strength, fire resistance, durability, and safety, as buildings of similar height, occupancy, and area; as they relate to the Wisconsin Commercial Building Code, with references to the International Building Code.

1.2 Scope

The scope of this guidebook is to identify a methodology for the design, review, and approval of mass timber or composite mass timber buildings beyond the prescriptive provisions of IBC Type IV construction.

1.3 Justification

The Wisconsin Commercial Building Code (CBC) and the International Building Code (IBC) have existing provisions for alternative building materials, as well as the use of a performance-based design approach, both in lieu of a standard prescriptive code approach.

Alternate Building Materials

SPS 361.03 (6): *“Nothing in chs. SPS 361 to 366 is intended to prohibit or discourage the design and utilization of new building products, systems, components, or alternate practices, provided written approval from the department is obtained first.”*

SPS 361.50 (2): *“Materials, equipment, and products that meet the intent of chs. SPS 361 to 366 and which are not approved under sub. (1) shall be permitted if approved in writing by the department.*

Approval of materials, equipment, and products shall be based on sufficient data, tests, and other evidence that prove the material, equipment, or product meets the intent of the standards specified in chs. SPS 361 to 366.

Tests, compilation of data, and calculations shall be conducted by a qualified independent third party.”

Performance Based Design

IBC 2021 – Appendix O: *“Appendix O provides an optional design, review and approval framework for use by the building official. Typical uses would include cases of alternate methods in Chapter 1, select areas of the code that require a rational analysis such as Section 909 and elsewhere. It simply extracts the relevant administrative provisions from the ICC Performance Code into a more concise, usable appendix format for a jurisdiction confronted with such a need. Currently there are multiple, varying jurisdictional rules and procedures in many communities regarding procedure and none in even more. The building official is often left alone to reach*

decisions not just on the merits of a design, but must first also decide on the submittal and review process. As an appendix, the provisions herein are entirely optional to a jurisdiction. This appendix can be adopted, adopted with local modifications, or even used on a case-by-case basis as part of a Memorandum of Understanding or similar legal agreement between the jurisdiction and the owner/design team. It simply represents another tool for the jurisdiction to reach for in cases of need; it neither encourages nor creates any additional opportunity for performance-based design.”

The utilization of alternative building materials and design methods are contingent on approvals from the Wisconsin Department of Safety and Professional Services (DSPS). This guidebook outlines practices that have been used prior to the establishment of the Task Force, focusing on their implementation with respect to (tall) Mass Timber structures.

This guide would recommend the mass timber design align with the performance objectives utilized by the Ad Hoc Committee on Tall Wood Buildings (TWB) in providing guidance on the development of future code change proposals, primarily:

1. *No collapse under reasonable scenarios of complete burnout of fuel without automatic sprinkler protection being considered.*
2. *No unusually high radiation exposure from the subject building to adjoining properties to present a risk of ignition under reasonably severe fire scenarios.*
3. *No unusual response from typical radiation exposure from adjacent properties to present a risk of ignition of the subject building under reasonably severe fire scenarios.*
4. *No unusual fire department access issues*
5. *Egress systems designed to protect building occupants during the design escape time, plus a factor of safety.*
6. *Highly reliable fire suppression systems to reduce the risk of failure during reasonably expected fire scenarios; the degree of reliability should be proportional to evacuation time (building height) and risk of collapse.*

Commented [WBD1]: "International Code Council Ad Hoc Committee on Tall Wood Buildings"

2. Permitting and Variance Process

For projects utilizing the alternate design methods and materials outlined in this guide, the following permitting and variance process is recommended.

2.1 Preliminary Meeting

Note: peer review should be included here

A preliminary meeting, likely occurring in the Concept/Schematic Design phase of the project, to introduce the project to the Authority Having Jurisdiction (AHJ), including the following items:

1. Project Location
2. Project Parameters (Height, Number of Stories, Material Exposure,...)
3. Project Timeline
4. Unique/critical project details
5. Design Team Proposed Variance Path (e.g. utilizing this guide)
6. Preliminary AHJ/Fire Department Questions
7. Schedule Next Steps

It is recommended the following parties are in attendance:

1. Authority Having Jurisdiction
2. Fire Department
3. Ownership
4. Architect on Record (A.O.R.)
5. Engineer on Record (E.O.R.)
6. Fire Engineer (if on-board)
7. Contractor (if on-board)

2.2 Process Approval

Based on the introductory meeting, and initial feedback from the AHJ/Fire Department, the design team should formally propose a Variance/Permitting Approval Process (e.g. the Alternate Materials provision, the use of this guide...), including what, if any, supplemental testing, reports, or documentation will be provided in the formal variance.

After reviewing the proposal, the AHJ should formally approve or reject the variance **process**, including any required modifications or supplement documentation to the design team proposal.

2.3 Petition for Variance

Based on the previously accepted variance process, the design team/ownership should formally issue a "Petition for Variance" (or potentially multiple variances depending on the project).

The petition should include the following:

1. The code section(s) being petitioned
2. The variance request
3. The intent of the code section being petitioned
4. Petitioner's comments, including what supplemental documentation (e.g. letters, reports, test results, peer reviews, fire engineering) will be provided with the future issuance of the Permit Documents

If deemed acceptable, the AHJ should provide "Conditional Approval" of the Petition for Variance, noting any specific conditions of approval (e.g. the petitioner carrying out all items noted in the original petition).

If deemed unacceptable, the AHJ should clarify why the petition was rejected, or note what modifications would be required for approval.

3.1.3 Submittal requirements

1. Calculations

Calculations provided to the AHJ should address the:

- a. Fundamental structural design scenario through analysis of standard load combinations, and
- b. Fire safety scenario, where members rely on encapsulation or charring of the structure to meet an endurance rating and prevent collapse.

2. Design and construction documents

Drawings should include a narrative explaining the use of mass timber structural components and delineate framing members and panels used as slabs or decking. Schedules for beams, columns, braces, and connections, should be provided, as customary for communicating the design of any structural material.

A loading plan should also communicate the loads to which mass timber components are designed. Layups and assumed design stress limits, modulus of elasticity in each orthogonal direction, and shear modulus in each orthogonal direction should be listed in the general notes section of the plan set.

3. References

The sources of substantiating information from tests, design standards, engineering reports and research articles should be clearly cited in the peer review calculations.

1. U.S. standards

- a. Because the recent 2021 edition of the NDS specifically address cross-laminated timber (CLT), it is recommended the design team utilize the latest version of this design standard.
- b. For main lateral-force resisting systems (MLFRS) including CLT diaphragms and shear walls, in particular, designers should reference 2021 Special Design Provisions for Wind and Seismic (SDPWS) as a general framework. It is likely that future editions of these documents will include more detailed and specific information on mass timber systems, to supplement the current general framework.
- c. AWC technical report No. 10, Calculating the Fire Resistance of Wood Members and Assemblies provides guidance for calculating the fire endurance of timber structures with architecturally exposed surfaces.
- d. ANSI/APA PRG 320: Standard for Performance-Rated Cross-Laminated Timber is referenced by building codes. Mass timber panels beyond the scope of this document should demonstrate performance with testing and calculations to demonstrate equivalent or enhanced performance.
- e. ANSI A190.1-2022 Product Standard for Structural Glued Laminated Timber is referenced by building codes. Mass timber framing beyond the scope of this document should demonstrate performance with testing and calculations to demonstrate equivalent or enhanced performance.

3. Foreign Standards

Where current state of the art research and documents associated with mass timber fall outside of the United States, references des to foreign codes should check underlying assumptions of design equations and compare models with the design philosophies developed in the United States.

The design team should justify to the AHJ and Peer Reviewer, the use of the design recommendations, factors, and equations provided by these codes, in accordance with U.S. Standards.

If the team specifies material (timber/hardware) sourced outside of the United States, the design team should provide documentation providing equivalency between Eurocode serviceability and strength parameters with those documented in the NDS and applicable ANSI standards. For these materials, it is recommended the team provide an additional equivalent Eurocode design for the controlling members/designs. The peer reviewer (where applicable) should review and comment on the conversion factors from codes outside the United States to NDS parameters/values.

2.4 Issuance of Permit Documents

Outline the Standard Permitting Process (Drawings, Specifications, Calculations)

The permit documents should also be issued to the previously approved Independent Third Party Peer Reviewer, if applicable (refer to section 3.4 for additional information regarding the peer review process)

Update per Peer Review / AHJ Comments

2.5 Permit Approval

Prior to formal issuance of the permit, all AHJ and Peer Review comments should be addressed to the satisfaction of the AHJ.

Formal Issuance Process

i. Buildings approved under type IV construction

ii. Documentation:

1. Structural package

a. For members with fire protection based on a protective char layer, supplemental calculations to be provided for both standard occupancy, and extreme event (fire) scenarios.

2. Glulam fire test report (for chars beyond 2 hours)
3. CLT compliance with PRG-320 (2018 or beyond) to avoid heat delamination
4. CLT un-restrained load-bearing floor/ceiling assembly fire test (where fire performance not proved by char) in compliance with ASTM E119-16a *Standard Test Methods for Fire Tests of Building Construction and Materials*
5. Connection load-bearing fire-test (for connections) in compliance with ASTM E119-16a, or supplemental fire engineering per IBC 2021, Section 2304.10.1.

DRAFT

3. Analysis, Design, and Detailing

Outline of Section

3.1 Structural design

3.1.1 Performance objectives

1. Load combinations
2. Fire endurance rating
3. Serviceability criteria
4. Redundancy and progressive collapse mitigation

3.1.12 Scope of performance-based design Checking standards for updates regarding mass

timber construction

1. Load path classifications
2. Lateral force resisting system
3. Hybrid system
4. Composite action
5. Integrity

3.1.23 Submittal Requirements Classification of structural components

1. Calculations
2. Drawings
3. Substantiating documents
 1. U.S. standards
 2. Voluntary design guides and technical resources
 3. Foreign standards
4. Test Data

3.1.34 Proprietary components Determining need for performance-based structural design

3.1.4 Identifying the model code used for design

3.1.5 Performance objectives

3.1.6 Levels of Performance

3.1.7 Referencing analysis models developed for standards outside the jurisdiction

3.1.8 Validation by testing to local standards

3.1.9 Citing other references used for design

For Type IV construction, beyond the prescriptive requirements of the adopted building code, it is noted that an alternate, performance-based, pathway is available for design and permitting.

The goal of this chapter is to provide guidance on design parameters, as well as any necessary supervision by third party professionals (where required), to meet the performance goals agreed to with the AHJ.

3.1 Structural Design

The structural design should follow, at a minimum, the requirements of the National Design Specification referenced by the current version of the Wisconsin Commercial Building Code. The structural calculations provided to the AHJ should include calculations for both the standard design scenario and for any scenario that is based on performance-based design. A fire scenario, where members rely on charring of the structure, for example, should be included in the performance-based design review.

Commented [ML2]: Define "standard design scenario."

Commented [ML3]: Define "fire scenario."

3.1.1 Checking standards for updates regarding mass timber construction: Since the 2018 edition of the NDS added information pertaining to mass timber construction, the design team should check the most recent edition of this code-referenced standard for updates. The Special Design Provisions for Wind and Seismic (SDPWS), a companion reference to the NDS, provides both general and specific information for the design of prequalified mass timber lateral force-resisting systems.

3.1.2 Classification of structural components: Generally, structural components are categorized as part of the gravity or lateral force-resisting systems, but many components dual as members of both gravity and lateral load transfer. The design team should indicate the functions (gravity, lateral, or both) of mass timber structural components to facilitate review. To date, few mass timber lateral systems have been prequalified for seismic design, making use of alternative means and methods more likely for mass timber lateral systems. In addition, critical gravity system components, such as columns supporting multiple levels, should be identified for evaluation of structural and fire performance criteria if aspects of the design are beyond the scope of standard code provisions.

3.1.3 Determining need for performance-based structural design: In the context of mass timber buildings, there may be many reasons to implement a performance-based design. One common

scenario pertains to fire safety, when the insulative char of timber is used to justify the fire endurance of the structure in lieu of the prescriptive encapsulation requirements of the standard code provisions. Other reasons may include use of mass timber components in lateral systems that have yet to be prequalified by code reference standards.

3.1.4 Identifying the model code used for design: Model codes such as the International Performance Code for Buildings and Facilities (ICCPC) are designed to complement the standard IBC when the alternative means and methods provisions apply. The model used for performance-based design should be referenced to provide the peer reviewer and AHJ with a framework to evaluate the structural design methods.

3.1.5 Performance objectives: The level of performance and model code used for performance-based design should be clearly defined at the outset of a project. The design team should clearly communicate to reviewers the intent and criteria of performance-based design scenarios.

3.1.6 Levels of performance: In all scenarios, the design should perform at least equivalent to the standard safety objectives of the code. Often, performance-based design is implemented to achieve performance objectives that are higher than code minimums. Whether the performance objectives meet or exceed the standard code design objectives should be clearly communicated in the introduction to the structural design. Generally, life safety and collapse prevention are the most common fundamental concerns, but project stakeholders may agree to higher safety or serviceability objectives than what is required by code.

3.1.7 Referencing analysis models developed for standards outside the jurisdiction: Should the team consider sourcing material that has been developed for design according to other building codes, the design team should provide documentation, calculations or testing reports, demonstrating that serviceability and strength parameters meet or exceed those required or documented in the NDS.

Many mass timber and connection hardware products are used successfully around the world, where engineered forest products have been developed for construction and code standards are generally on par with The International Building Code (IBC). Load factors and statistical or analytical models used in codes outside the United States, however, differ, so it is recommended the team translate design methodologies from other standards into NDS parameters or values. Conversion factors should be clearly stated for evaluation.

The design team shall justify to the AHJ and Peer Reviewer, the use of the design recommendations, factors, and equations that are sourced from other codes. If a building code in another jurisdiction, such as the Eurocode or Canadian Standards Association, provides a design methodology that is useful, the design team is responsible for demonstrating that the methodology meets or exceeds governing code standards, such as the NDS or IBC, and fulfills project-specific performance-based design objectives.

3.1.8 Validation by testing to local standards: If analysis models or prior test data is not readily translated to NDS parameters or values, products may be tested and evaluated for compliance with IBC- or NDS-referenced standards, such as the ANSI/APA PRG 320 Standard for Performance-Rated Cross-Laminated Timber, ANSI/APA A190.1 Product Standard for Structural Glued Laminated Timber, or applicable qualification provisions for connections performance in wood materials.

3.1.9 Citing other references used for design: If references outside the scope of building codes and associated standards are used to justify the design, those references should be cited to acknowledge state-of-the-art research, analysis, and design checks used on the project.

References published by various research institutions or industry and professional organizations may be useful for mass timber design, such as the:

1. [CLT Diaphragm Design for Wind and Seismic Resistance \(Woodworks\)](#)
2. [U.S. Mass Timber Floor Vibration Design Guide \(Woodworks\)](#)
3. [CLT composite decking or slab research \(numerous sources\)](#)
4. [Hybrid Steel Frames with Wood Floors \(AISC\)](#)
5. [2022 Fire Design Specification \(FDS\) for Wood Construction](#)
6. [CLT handbook: U.S. Edition](#)

(Listing is not comprehensive nor indicative of the order of importance of these documents.)

Sources of technical information should be clearly identified to facilitate review of the technical approach.

Glossary terms

Standard design scenario includes load combinations that would typically drive the structural design. In the context of the International Building Code (IBC), the standard design scenario includes the prescribed load combinations. In the context of the International Performance Code for Buildings and Facilities (IPCC), the standard design scenario includes “expected loads” in combinations. Designers may use standard load combinations or develop their own rational engineering models of load combinations to meet performance requirements. Standard load combinations prescribed load cases and factors. Load combinations developed for performance-based design use Mean Recurrence Intervals, or Mean Return Periods, and probability models to set criteria and manage risks. Risk criteria of the performance-based design cannot be greater than the risks assumed in the development of standard load combinations.

Fire design scenarios typically consider reduced magnitudes of loads acting in combination during the fire and reduced structural capacity if mass timber structural components are expected to char. The scenarios, furthermore, may include the effects of standard time-temperature profiles and fire configurations, representative of minimum prescriptive building code requirements, or custom time-temperature profiles and fire placement configurations to develop custom performance objectives. Again, risks of collapse during the performance-based scenarios cannot be greater than the risks assumed in the prescribed standard models.

References

3.1-Structural Design

The structural design should follow, at a minimum, the requirements of the National Design Specification referenced by the current version of the Wisconsin Commercial Building Code. The

Commented [ML4]: Details of these example publications should be provided in a bibliography.

structural calculations provided to the AHJ should include calculations for both the standard design scenario and for a fire scenario, where members rely on charring of the structure.

Given the recent additions to the 2021 NDS, it is recommended the design team utilize the additional requirements of this updated design standard, particularly with respect to the lateral design requirements included in the 2021 Special Design Provisions for Wind and Seismic (SDPWS).

Should the team consider sourcing material (timber/hardware) outside of the United States, the design team should provide documentation providing equivalency between Eurocode serviceability and strength parameters with those documented in the NDS. For these materials, it is recommended the team provide an additional equivalent Eurocode design for the controlling members/designs. The peer reviewer (where applicable) should review and comment on the conversion factors from codes outside the United States to NDS parameters/values.

In addition to the code requirements above, it is recommended that the design utilize, where possible, state of the art research and design documents (as applicable), including the latest versions of the following documents:

- 1.—CLT Diaphragm Design for Wind and Seismic Resistance (Woodworks)
- 2.—U.S. Mass Timber Floor Vibration Design Guide (Woodworks)
- 3.—Current CLT Composite Research (where applicable)
- 4.—Hybrid Steel Frames with Wood Floors (AISC) (where applicable)
- 5.—2022 Fire Design Specification (FDS) for Wood Construction

Where current state of the art research and documents associated with mass timber fall outside of the United States, if you need to go outside this, the governing codes should be referenced including:

- 6.—EuroCode 5
- 7.—Canadian Code (CSA)

The design team shall justify to the AHJ and Peer Reviewer, the use of the design recommendations, factors, and equations provided by these codes, in accordance with American Standards.

3.1.1—Performance objectives

The performance based structural design of mass timber systems should meet or exceed the minimum requirements of the National Design Specification (NDS) referenced by the current version of the Wisconsin Commercial Building Code.

Often, performance-based design objectives may be set higher than typically required by code to minimize damage to structures, architectural and mechanical systems, and building contents. Higher performance objectives may result in buildings that exceed safety standards and need less repair when hazardous events occur.

Project stakeholders should determine at the outset whether the performance objectives are intended to be on par or better than objectives underlying minimum code requirements.

1. Load combinations

Performance-based design should address the standard load combinations specified by ASCE/SEI 7 and list whether load cases follow minimum or enhanced requirements. For instance, seismic or wind requirements may be enhanced to mitigate higher magnitude earthquakes or wind events than those typically considered standard for design.

2. Fire endurance

Performance-based fire designs may choose to enhance the duration of fire endurance from the minimum required for occupancy and structure type. For example, a structure that requires a two-hour fire rating may set objectives for three-hour ratings.

3. Serviceability

While strength is essential for structural design, serviceability considerations such as deformations, floor deflections and lateral drift often control design.

4. Redundancy and progressive collapse mitigation

Structural redundancy and measures to prevent disproportionate collapse of building structures, because of a single component failure, is typically addressed via prescriptive detailing measures

in standard building codes. Performance-based design objectives specific to progressive-collapse mitigation may be defined in the absence of prescriptive guidance for mass timber structures.

5.—Structural integrity

The ability of gravity framing to displace and rotate in compatibility with the lateral force-resisting system shall be generally checked in accordance with reference standards, such as ASCE/SEI 7. In addition, the displacement and rotation compatibility of non-structural mechanical and architectural components shall be checked for the expected structural movements.

- a.—Utility penetrations through beams or panels may affect both structural strength and fire safety, particularly in exposed mass timber components that are not encapsulated with ignition barriers.
- b.—Connection ductility may be necessary for the performance of mass timber components in seismic lateral force-resisting systems or in other extreme loading conditions. The rotational capacity and strengths of connections relying on ductility should be substantiated by tests and analysis.

A concise way to compare code minimum requirements and enhanced objectives of performance-based design may be accomplished in tabular form in the calculations and drawing submittal.

3.1.2—Scope of performance-based design

1.—Load path classifications

The International Building Code generally defines BEARING WALL STRUCTURE or FRAME STRUCTURE based on whether walls or columns are the primary supports for vertical loads. In addition, structural systems are defined by the load path for lateral resistance of forces. The performance-based design package should state whether mass timber structural components

are elements of the gravity or lateral force-resisting system or serve dual functions in both vertical and lateral load paths.

2.—Lateral Force-Resisting System

Currently, design standards referenced by the building codes contain few prequalified mass timber lateral systems and mostly prescriptive requirements for encapsulation of mass timber components for fire safety. For innovative systems that do not match the details of prequalified mass timber systems, the structural submittal to the AHJ should include peer-reviewed calculations. Such calculations may address both standard design load combinations and fire endurance to demonstrate that the structure will meet or exceed the minimum time of fire rating required by code occupancy.

3.—Hybrid system

Mass timber structural components may be configured in hybrid structural systems to work in unison with steel or concrete construction. The role of mass timber components should be clearly defined in the submittal, both in project narrative and on the plans general notes.

4.—Composite action

Concrete or cementitious toppings are commonly used in mass timber decking systems. Whether these toppings are intended for composite action between the concrete and mass timber products should be clearly expressed in the structural submittal and drawings. Composite behavior of concrete topping and mass timber panel substrate may have a significant impact on the structural performance of both the decking of the gravity system and the lateral stiffness of the diaphragm.

3.1.3—Submittal documentation

3.2 Fire Resistance Requirements

The design team should provide clear documentation of what structural elements are considered exposed, concealed and/or partially concealed. The design team should clearly identify the fire rating of each element. For elements where the fire protection is provided by a combination of a non-combustible material and charring layer, the contribution of each toward the overall fire rating should be documented; with the contribution of the non-combustible materials (where applicable) providing a minimum of 2/3 of the overall required fire rating.

3.2.1 Minimum Fire Resistance Ratings (FRR's)

Primary Structural Frame:

— Buildings up to 180' 0" or 12 stories: 2 hours¹

— Buildings taller than 180' 0" or 12 stories: 3 hours^{1,2}

¹- Roof support rating is permitted to be reduced by one hour where supporting a roof only (not including additional occupancies/loading)

²- For buildings not greater than 420 feet in building height, the fire resistance rating of floor framing elements (e.g. CLT slabs and glulam beams) shall be permitted to be reduced to 2 hours.

Bearing Walls:

— Refer to primary structural frame^{3,4}

³- No reduction for roof framing is permitted

⁴- Minimum fire rating for exterior walls to be based on fire separation distance

Non-Bearing Walls and Partitions: 0 hours

Floor Construction and Associated Secondary Structural Members: 2 hours

Roof Construction and Associated Secondary Structural Members:

— Buildings up to 180' 0" or 12 stories: 1 hour

— Buildings taller than 180' 0" or 12 stories: 1.5 hours

Structural Connections

Fire Resistance Rating to match, at a minimum, the lower of the connecting member(s) FRR.

3.2.2—Mass Timber Fire Resistance Rating Validation

~~3.2.2.1—~~

NDS (Char Method)

Primary and Secondary Structure:

The utilization of NDS provisions and calculations for the determination of char rates is a well-established and industry recognized procedure. For the scope of this guideline, the following additional items shall be considered:

—LRFD Fire Factors: 2022 Fire Design Specification (FDS) for Wood Construction has included additional Fire Factors (not currently covered in NDS) for the use of Fire Factors with LRFD provisions (Table 3.2.5).

—Extreme Event Loading: For loading in a fire scenario, the designer is referenced to the 2022 Fire Design Specification (FDS) for Wood Construction section 3.1.3.4.

—Char Calculations Beyond 2 Hours: For members requiring fire ratings beyond the current NDS provisions, the design team shall provide specific testing, verifying the char rates utilized for design. It is recommended that the char rates not be reduced beyond those calculated based on extrapolation of the current NDS equations.

For projects utilizing Douglas Fir, American Spruce or European Spruce, the design team is advised to refer to the 3hr testing provided by the USDA Forest Product Laboratory for the Ascent project

Connections:

- Bearing type connections should utilize noncombustible protection, or require load tested (under a fire event) to achieve the FRR noted in section 2.1.1.
 - i. — Connections utilizing intumescent paint for noncombustible protection should be load tested (under a fire event) to confirm compatibility between materials
 - ii. — At the AHJ's discretion, the use of engineering analysis could be provided to validate the fire resistance rating of connections per section 2304.10.1 of IBC 2021
- All other mass timber connections should be load tested (under a fire event) for the specified fire rating.
- Testing should meet the requirements of Section 2.1.3

Non Combustible Protection

Gypsum detailing requirements to follow IBC 2021 section 722.7. TT: Korb previously noted some general concerns regarding discrepancies in the IBC 2021 code (section 722.7). It is recommended that the guideline specify specific detailing requirements in lieu of relying on a reference to IBC 2021

Korb: Has a lot more that is codified? General requirements. Sealant. ASPM requirements. Specific materials for fire protection. Gypsum must be met. 2 years ago implemented. Special inspections required based on building officials. Who is appropriate qualifications? Daily/monthly/yearly reports. Up to the special inspector to work with owner, contractor.

"Proposal FS81-18 (new IBC 722.7) defined the level of noncombustible protection required and how to achieve this level, including a prescriptive method recognizing 1/2" Type X gypsum board providing 25 minutes of protection and 5/8" Type X gypsum board providing 40 minutes of protection. Proposal FS5-18 (new IBC 703.6) defined methods to determine the level of noncombustible protection provided by other applied materials through using the E119 test procedure. FS73-18 (IBC 718.2.1) added mass timber as a fire blocking material."

Minimum 2/3 rating from non-combustible materials (if utilized?)

Sealants: Sealing of adjacent mass timber elements per 703.7. Sealants shall meet the requirements of ASTM C920. Adhesives shall meet the requirements of ASTM D3498.

Fire Blocking: Materials to meeting the requirements of 718.2.1

A new code section, IBC 703.7, was included in proposal FS6-18. It required that certain adhesives be applied at abutting edges and intersections of fire resistance rated mass timber elements unless the assembly has been shown to provide the required FRR without utilizing sealants.

3.2.2.2

Fire Testing/Certification Requirements:

i. Testing to be completed, and results certified, by an independent, accredited 3rd party testing agency. Testing procedure and results to be reviewed for approval by Project AOR, EOR, Fire Engineer, and AHJ.

3.2.3 Exposure

Primary and Secondary Structure:

The floor assembly should contain a non-combustible material no less than 1" in thickness above the mass timber floor. No additional limits are directly required of the primary and secondary structural exposure, contingent on meeting the fire resistance ratings specified in Section 2.1.1.

Committee to consider if we want to discuss exposure of mass timber walls (not columns) and slabs (e.g. separation of 15 feet if exposing walls/ceilings in a dwelling unit)

Concealed Spaces:

Strong and clear stance

"No exposed mass timber in concealed spaces; concealed space permitted only with noncombustible protection as required for the interior mass timber."

i. Korb

1. Prohibition of concealed spaces 4HT has been removed. – **(KA comment – concealed spaces language in the IBC and its commentary are not in agreement. For discussion.)** gypsum detailing

- a. Lean on prescriptive method. (KA comment – gypsum detailing requirements have been defined by Fire Design Specification for Wood Construction – Wood Products Council.)

- a.

Exterior Walls (Façade):

- " Exterior side of exterior walls protected by a non-combustible material—e.g., 5/8" Type X gypsum sheathing"

- " No combustible exterior wall coverings except for certain water-resistant barriers"

- " No exposed mass timber on the inside and outside surfaces of exit enclosures and elevator hoistways in high-rise buildings (occupied floor > 75 feet from lowest fire department access)"

- " Noncombustible construction only for exit enclosures and elevator hoistways greater than 12 stories or 180 feet"

3.1.1 Additional Recommendations:

Water Supply:

iii. Dual water supply for buildings 120 feet and above (IBC 403.3.2)

iv. Water supply in accordance with 2021 IFC 3313 and 2021 IBC 3313

Notes regarding 3.2.4 iii.)

[F]403.3.2 Water supply to required fire pumps.

In buildings that are more than 420 feet (128 000 mm) in building height, required fire pumps shall be supplied by connections to no fewer than two water mains located in different streets. Separate supply piping shall be provided between each connection to the water main and the pumps. Each connection

and the supply piping between the connection and the pumps shall be sized to supply the flow and pressure required for the pumps to operate.

Exception: Two connections to the same main shall be permitted provided the main is valved such that an interruption can be isolated so that the water supply will continue without interruption through no fewer than one of the connections.

Sprinklers:

i. Building fully sprinklered with an NFPA 13-compliant sprinkler system

Smoke Evacuation: Fire Department thoughts

Type 1A Construction?

3.2 Fire Engineering Consultant:

TT Thoughts:

For buildings higher than 12 stories or 180' (only)

Qualifications and Selection

- Previous Mass Timber Experience

- Selected by Ownership/Design to be approved by AHJ

Scope

1. Review mass timber framing and connections protection in concealed areas

2. Review mass timber connections in exposed connections

3. Review gypsum detailing per requirements of Section 3.2.2.2.

4. Smoke evacuation

5. Review testing provided by manufacturers for compliance with relevant standards

Previous committee thoughts: Fire Consultant

2.2.1 Fire rating documentation and justification

i. Until such time as it is formally adopted by the IBC the documentation provided - just as important as the plan. Project by project basis.

ii. Envision you have your structural package. Specific char calculations. Heat effected zone. Mass Timber additional fire test. Documentation for any additional testing codified limits. CLT or floor system. Prq 320 correct glue. Review from fire consultant. Unique connectors for testing and data in the package.

3.2.4 **Sacrificial Protective layer** of the encapsulation materials. For the purposes of the guidebook, the structural design of the building is beyond the char layer as defined in the International Building Code or the Wisconsin Commercial Building Code. ~~You need to provide a bit more protection.~~ [KA Input]

Commented [WBD5]: Need to define more protection

Commented [WBD6R5]: UL Rating for engineers to have a reference to what we are looking for.

Commented [WBD7R5]: Mr. Korb. KA will look into this.

2.1.1 **Sacrificial Protective layer** of the encapsulation materials. For the purposes of the guidebook, the structural design of the building is beyond the char layer as defined in the International Building Code or the Wisconsin Commercial Building Code ~~(KA input — prescribed char rate is 1.5 in/ HR. Samples tested at FPL charred at rates between 1.29 and 1.31 in/ hr — can this count as extra protection? Species previously untested must pass their own 2 or 3 hour test.)~~

2.1.2 Two Areas of Fire Rating

Minimum fire resistance (2-3 hours) primary and secondary structure. Clearly well codified.

The area of exposed areas

IBC limits 2.1.3 Meet code minimum or higher objectives.

Commented [ADD8]: Discussion outside of meeting with motion

a-

3.3 Fire Consultant

2.2.1 Qualification selection. Previous Mass Timber experience. When do we want to require a fire consultant. ~~Limit on number of stories. It is KA recommendation to require a fire engineer for a structure over twelve stories that is not fully encapsulated.~~

Commented [WBD9]: Type IV buildings as described above?

- i. ~~Scope of fire consultant. Fire protection of connections. Concealed systems. Gypsum. Smoke evacuation (KA recommendation — smoke evacuation is in HVAC engineer's scope). May require of testing. They review and or review of the test. Criteria or beta testing of what would qualify fire consultant~~
- ii. ~~Specify of the test we want to take place. Their role is to make sure the test gives results that the designer can utilize. Experts appropriate test how/when/where~~

iii. ~~Marco Lo Ricco~~

1. Fire endurance

2. ~~When fire endurance calculations suffice or when fire testing is required. Endurance calculations may be used for fire endurance. Trying to address calculations or testing is needed.~~

3.4 Fire rating documentation and justification

- i. ~~Until such time as it is formally adopted by the IBC the documentation provided — just as important as the plan. Project by project basis.~~
- i. ~~Envision you have your structural package. Specific char calculations. Heat effected zone. Mass Timber additional fire test. Documentation for any additional testing codified limits. CLT or floor system. Prg 320 correct glue. Review from fire consultant. Unique connectors for testing and data in the package.~~

3.5.3 Peer Review

TT Thoughts:

Qualifications and selection

For each project higher than 12 stories or 180', a Mass Timber Peer Review Panel (MTPRP) shall be convened

The MTPRP shall be a panel or a structural engineering firm with ~~at least three (3)~~ ~~members~~ with previous experience in relevant mass timber buildings

The MTPRP shall be selected by the Building Official based on their qualifications applicable to the Mass Timber Peer Review of the project. The Building Official may request the opinion of the Project Sponsor and EOR on proposed SPRP members, with the Building Official making the final decision on the MTPROP membership.

The MTPRP shall bear no conflict of interest with respect to the project and shall not be part of the design team for the project.

The MTPRP provides their professional opinion to and acts under the instruction of the building official

Review scope

To provide an independent, objective, technical review of those aspects of the building design that relate to the structural performance of the building according to the requirements and guidelines described on this building, and to advise Building Officials whether the design generally conforms to the intent of this documentation and other requirements set forth by the Building Official

Review structural calculations, under normal conditions and under a fire scenario; including the use of foreign codes, where applicable.

The MTPROP shall be convened as early in the structural design phase as practicable.

2.4.1 Previous task force committee thoughts: Qualifications and selections

~~— Performance based approach. To verify prescriptive limitations. Requirements are peer review acting on behalf of the building owner. Due diligence for beyond code. Acting on part of city or building officials reviewing on their behalf. Foreign to DSPS practices. Contract that out? Would have to go through a petition. Special inspections — On the ownership team to run. The reviewer would not be from the state — independent reviewer. (For discussion — the EOR for Ascent performed the Sis. Pros and cons?) It could be a different structural firm outside the state. State could create the committee. Expertise — Not an additional ask for the plan review. Special inspections, the building owner/reviewer. The building official reviews and approves — selected~~

~~— Joe Ricker~~

~~0. — We do have to remember work within the rules we do have. Existing systems or legislative action.~~

~~i. — Korb~~

~~0. — Peer review seems excessive. Everyone will have opinions. The data must speak for themselves.~~

~~1. — Lo ricca~~

~~— Prescriptive measures are approved. We do not need peer review. Peer review intended for performance based route. More general approach.~~

~~0. — Roles~~

0. Peer review

Technical Review responsibilities

Building Officials—Enough data, qualified, threshold for substantial evidence.

Standard of care. Justifying analysis

1 example: Exposed area. 18 story timber structure. Fully encapsulated. How much exposure would trigger a peer review. May be based on occupancy.

1. For areas outside the code. Needs to have some technical judgment in concert with the building review with the engineers. Backstop for building official for technical knowledge on the job.

2. Mazmanian

a. Common practice? Always the option to use this approach for comfort. Always thresholds in the code. If you can use the codified approach, then it is not needed. If you exceed requirements, you must use a performance based approach should have a peer review is required.

b. Where to draw that line.

3.3.1.1.1

DRAFT

4.—Construction and Post-Occupancy

4.

Mass Timber construction to follow the general requirements of Type IV Construction, unless otherwise noted in this guide.

4.1 During Construction

TT Thoughts:

Construction requirements per 2021 IFC 3303.5

Standpipes

Dual water supply

Non-combustible protection installed on levels 4 stories below the active mass timber construction

Required wall coverings shall be installed on levels 4 stories below the active mass timber construction

4.1.1 Special Inspections

TT Thoughts:

Mass timber special inspections

Follow the requirements of IBC 2021 (1705.5.3)...recommend including these requirements specifically in the guideline

Mass timber inspector qualification and selection

Previous experience in relevant mass timber buildings

Submit credentials to the city

Provide access to the plans prior the start of construction

Submit monthly reports to the city

4.2 Post Occupancy

Construction

The owner shall ensure that required passive protection remains in place over the life of the building, section 701.6 of the IFC.

5.0 [Closing Remarks](#)

6.0 Bibliography

1. *Voluntary design guides and technical resources*

In addition to the code requirements above, it is recommended that the design cite state of the art research and design documents. Examples of documents to cite, wherever applicable, include:

- [1] CLT Diaphragm Design for Wind and Seismic Resistance (Woodworks)
- [2] U.S. Mass Timber Floor Vibration Design Guide (Woodworks)
- [3] CLT Composite engineering testing reports or research articles
- [4] Design Guide XX, Hybrid Steel Frames with Wood Floors (AISC)
- [5] 2022 Fire Design Specification (FDS) for Wood Construction

This bibliography is not a comprehensive list and may grow in scope and detail, as the mass timber construction industry advances.

Commented [LRMFW10]: Convert this to a formatted bibliography.

[ii.3.1](#)